

Barrington Public Library District

Statement of Activities and Changes in Fund Balances

For the Period Ended August 2023

	Month Actual	Y-T-D Actual	Annual Budget	% of Annual Budget
Revenue				
Property Tax	\$118,002.17	\$290,636.59	\$8,246,023.00	3.52%
Other Taxes	\$3,987.91	\$28,722.71	\$149,988.00	19.15%
Impact Fees	\$0.00	\$0.00	\$9,719.00	0.00%
Operating Revenue	\$3,052.74	\$5,048.85	\$27,449.00	18.39%
Grants	\$0.00	\$66,906.00	\$66,906.00	100.00%
Donations	\$50.00	\$150.00	\$2,456.00	6.11%
Rental Income	\$100.00	\$200.00	\$1,298.00	15.41%
Interest Income	\$51,237.96	\$99,775.33	\$275,420.00	36.23%
Miscellaneous Income	\$534.05	\$793.03	\$921.00	85.13%
Total Revenue	\$176,964.83	\$492,232.51	\$8,780,180.00	5.61%
Expenditures				
Salaries	\$262,674.55	\$535,999.16	\$3,926,210.23	13.65%
Benefits	\$130,145.75	\$148,367.15	\$1,093,648.92	13.57%
Staff Development & Training	\$1,333.86	\$6,000.24	\$109,915.45	5.46%
Library Materials	\$81,414.54	\$114,185.96	\$890,122.12	12.83%
Electronic Information	\$10,860.00	\$43,641.70	\$161,031.00	27.10%
Library Programs	\$3,732.41	\$10,997.57	\$87,350.00	12.59%
District Admin & Operating Expense	\$3,596.44	\$16,692.75	\$199,478.00	8.37%
Facility Operating Expense	\$19,320.68	\$78,643.31	\$654,626.31	12.01%
Capital Assets	\$48,328.66	\$60,698.88	\$3,345,000.00	1.81%
Furniture, Fixtures & Equipment	\$0.00	\$0.00	\$13,500.00	0.00%
Technology Hardware & Software	\$26,597.79	\$73,940.82	\$928,728.85	7.96%
Professional Services	\$13,930.00	\$40,337.50	\$221,394.00	18.22%
Trustee Expenses	\$0.00	\$0.00	\$3,500.00	0.00%
Total Expenditures	\$601,934.68	\$1,129,505.04	\$11,634,504.88	9.71%
BEGINNING FUND BALANCE	\$12,478,187.70	\$12,690,490.38		
NET SURPLUS/(DEFICIT)	(\$424,969.85)	(\$637,272.53)		
ENDING FUND BALANCE	\$12,053,217.85	\$12,053,217.85		

Barrington Public Library District

Treasurer's Report

As of August 31, 2023

	General	Working Cash	I M R F	FICA	Special Reserve	Building	Insurance	Unemployment	Donations/ Grants	Total
Operational Checking-Barrington Bank	\$482,448.84	\$0.00	\$0.00	\$0.00	\$0.00	\$0.00	\$0.00	\$0.00	\$0.00	\$482,448.84
Payroll Checking-Barrington Bank	\$23,685.96	\$0.00	\$0.00	\$0.00	\$0.00	\$0.00	\$0.00	\$0.00	\$0.00	\$23,685.96
Merchant Account-Barrington Bank	\$35,783.81	\$0.00	\$0.00	\$0.00	\$0.00	\$0.00	\$0.00	\$0.00	\$0.00	\$35,783.81
Petty Cash - Administration	\$200.00	\$0.00	\$0.00	\$0.00	\$0.00	\$0.00	\$0.00	\$0.00	\$0.00	\$200.00
Petty Cash - Circulation	\$600.00	\$0.00	\$0.00	\$0.00	\$0.00	\$0.00	\$0.00	\$0.00	\$0.00	\$600.00
Sawyer Falduto	\$1,567,864.41	\$0.00	\$0.00	\$0.00	\$0.00	\$0.00	\$0.00	\$0.00	\$0.00	\$1,567,864.41
Barrington Bank - MAX safe Saving	\$9,950,737.26	\$0.00	\$0.00	\$0.00	\$0.00	\$0.00	\$0.00	\$0.00	\$0.00	\$9,950,737.26
Due To/From Other Funds	(\$4,399,343.33)	\$0.00	\$0.00	\$0.00	\$0.00	\$0.00	\$0.00	\$0.00	\$0.00	(\$4,399,343.33)
Due To/From Other Funds	\$0.00	\$541,237.28	\$0.00	\$0.00	\$0.00	\$0.00	\$0.00	\$0.00	\$0.00	\$541,237.28
Due To/From Other Funds	\$0.00	\$0.00	\$156,350.27	\$0.00	\$0.00	\$0.00	\$0.00	\$0.00	\$0.00	\$156,350.27
Due To/From Other Funds	\$0.00	\$0.00	\$0.00	\$138,431.70	\$0.00	\$0.00	\$0.00	\$0.00	\$0.00	\$138,431.70
Due To/From Other Funds	\$0.00	\$0.00	\$0.00	\$0.00	\$3,104,872.76	\$0.00	\$0.00	\$0.00	\$0.00	\$3,104,872.76
Due To/From Other Funds	\$0.00	\$0.00	\$0.00	\$0.00	\$0.00	\$109,844.11	\$109,844.11	\$0.00	\$0.00	\$109,844.11
Due To/From Other Funds	\$0.00	\$0.00	\$0.00	\$0.00	\$0.00	\$32,671.17	\$0.00	\$0.00	\$0.00	\$32,671.17
Due To/From Other Funds	\$0.00	\$0.00	\$0.00	\$0.00	\$0.00	\$0.00	\$0.00	(\$876.94)	\$0.00	(\$876.94)
Due To/From Other Funds	\$0.00	\$0.00	\$0.00	\$0.00	\$0.00	\$0.00	\$0.00	\$0.00	\$316,812.98	\$316,812.98
	<u>\$7,661,976.95</u>	<u>\$541,237.28</u>	<u>\$156,350.27</u>	<u>\$138,431.70</u>	<u>\$3,104,872.76</u>	<u>\$32,671.17</u>	<u>\$109,844.11</u>	<u>(\$876.94)</u>	<u>\$316,812.98</u>	<u>\$12,061,320.28</u>
Accounts Payable	\$2,061.30	\$0.00	\$0.00	\$0.00	\$0.00	\$0.00	\$0.00	\$0.00	\$0.00	\$2,061.30
IMRF Withheld	\$26.13	\$0.00	\$0.00	\$0.00	\$0.00	\$0.00	\$0.00	\$0.00	\$0.00	\$26.13
Nationwide Retirement Withheld	\$6,015.00	\$0.00	\$0.00	\$0.00	\$0.00	\$0.00	\$0.00	\$0.00	\$0.00	\$6,015.00
	<u>\$8,102.43</u>	<u>\$0.00</u>	<u>\$0.00</u>	<u>\$0.00</u>	<u>\$0.00</u>	<u>\$0.00</u>	<u>\$0.00</u>	<u>\$0.00</u>	<u>\$0.00</u>	<u>\$8,102.43</u>
Fund Balance	\$7,653,874.52	\$0.00	\$0.00	\$0.00	\$0.00	\$0.00	\$0.00	\$0.00	\$0.00	\$7,653,874.52
Fund Balance	\$0.00	\$541,237.28	\$0.00	\$0.00	\$0.00	\$0.00	\$0.00	\$0.00	\$0.00	\$541,237.28
Fund Balance	\$0.00	\$0.00	\$156,350.27	\$0.00	\$0.00	\$0.00	\$0.00	\$0.00	\$0.00	\$156,350.27
Fund Balance	\$0.00	\$0.00	\$0.00	\$138,431.70	\$0.00	\$0.00	\$0.00	\$0.00	\$0.00	\$138,431.70
Fund Balance	\$0.00	\$0.00	\$0.00	\$0.00	\$3,104,872.76	\$0.00	\$0.00	\$0.00	\$0.00	\$3,104,872.76
Fund Balance	\$0.00	\$0.00	\$0.00	\$0.00	\$0.00	\$109,844.11	\$109,844.11	\$0.00	\$0.00	\$109,844.11
Fund Balance	\$0.00	\$0.00	\$0.00	\$0.00	\$0.00	\$32,671.17	\$0.00	\$0.00	\$0.00	\$32,671.17
Fund Balance	\$0.00	\$0.00	\$0.00	\$0.00	\$0.00	\$0.00	\$0.00	(\$876.94)	\$0.00	(\$876.94)
Fund Balance	\$0.00	\$0.00	\$0.00	\$0.00	\$0.00	\$0.00	\$0.00	\$0.00	\$316,812.98	\$316,812.98
	<u>\$7,653,874.52</u>	<u>\$541,237.28</u>	<u>\$156,350.27</u>	<u>\$138,431.70</u>	<u>\$3,104,872.76</u>	<u>\$32,671.17</u>	<u>\$109,844.11</u>	<u>(\$876.94)</u>	<u>\$316,812.98</u>	<u>\$12,053,217.85</u>
BEGINNING BALANCE WITH CURRENT YEAR ADJUSTMENTS	\$8,174,001.55	\$541,237.28	\$180,424.67	\$167,801.36	\$3,132,642.58	\$64,796.17	\$111,321.14	\$0.00	\$318,265.63	\$12,690,490.38
NET SURPLUS/(DEFICIT)	(\$520,127.03)	\$0.00	(\$24,074.40)	(\$29,369.66)	(\$27,769.82)	(\$32,125.00)	(\$1,477.03)	(\$876.94)	(\$1,452.65)	(\$637,272.53)
ENDING FUND BALANCE	\$7,653,874.52	\$541,237.28	\$156,350.27	\$138,431.70	\$3,104,872.76	\$32,671.17	\$109,844.11	(\$876.94)	\$316,812.98	\$12,053,217.85

Barrington Public Library District

Asset Balance Analysis

For the Period Ended August 31, 2023

	08/31/2023	08/31/2022	Change
Operational Checking-Barrington Bank	\$482,448.84	\$21,788.25	\$460,660.59
Payroll Checking-Barrington Bank	\$23,685.96	\$11,268.82	\$12,417.14
Merchant Account-Barrington Bank	\$35,783.81	\$17,192.25	\$18,591.56
Petty Cash - Administration	\$200.00	\$200.00	\$0.00
Petty Cash - Circulation	\$600.00	\$600.00	\$0.00
Sawyer Falduto	\$1,567,864.41	\$1,566,343.99	\$1,520.42
Barrington Bank - MAX safe Saving	\$9,950,737.26	\$9,429,700.88	\$521,036.38
Total Assets	\$12,061,320.28	\$11,047,094.19	\$1,014,226.09

Barrington Public Library District

Revenues - All Funds

For the Period Ended August 30, 2023

Revenue	Month Actual Total Funds	Y-T-D Actual Total Funds	% Collected	Budgeted Receipts	Uncollected Receipts
Property Tax					
Tax Levy-Cook County	\$77,239.24	\$77,239.24	1.98%	\$3,895,874.33	(\$3,818,635.09)
Tax Levy-Lake County	\$32,078.17	\$196,692.32	5.10%	\$3,854,913.46	(\$3,658,221.14)
Tax Levy-McHenry County	\$8,684.76	\$16,705.03	3.40%	\$490,938.79	(\$474,233.76)
Tax Levy-Kane County	\$0.00	\$0.00	0.00%	\$4,296.42	(\$4,296.42)
Total Property Tax	<u>\$118,002.17</u>	<u>\$290,636.59</u>	<u>3.52%</u>	<u>\$8,246,023.00</u>	<u>(\$7,955,386.41)</u>
Other Taxes					
Personal Property Tax	\$3,987.91	\$28,722.71	19.15%	\$149,988.00	(\$121,265.29)
Total Other Taxes	<u>\$3,987.91</u>	<u>\$28,722.71</u>	<u>19.15%</u>	<u>\$149,988.00</u>	<u>(\$121,265.29)</u>
Impact Fees					
Impact Fees- Other	\$0.00	\$0.00	0.00%	\$9,719.00	(\$9,719.00)
Total Impact Fees	<u>\$0.00</u>	<u>\$0.00</u>	<u>0.00%</u>	<u>\$9,719.00</u>	<u>(\$9,719.00)</u>
Operating Revenue					
Fines & Fees	\$1,745.63	\$2,926.25	14.64%	\$19,990.00	(\$17,063.75)
Copies	\$1,307.11	\$2,122.60	28.46%	\$7,459.00	(\$5,336.40)
Total Operating Revenue	<u>\$3,052.74</u>	<u>\$5,048.85</u>	<u>18.39%</u>	<u>\$27,449.00</u>	<u>(\$22,400.15)</u>
Grants					
Per Capita Grant	\$0.00	\$66,906.00	100.00%	\$66,906.00	\$0.00
Total Grants	<u>\$0.00</u>	<u>\$66,906.00</u>	<u>100.00%</u>	<u>\$66,906.00</u>	<u>\$0.00</u>
Donations					
Donations-Friends of the Libr	\$50.00	\$50.00	0.00%	\$0.00	\$50.00
Donations- Other	\$0.00	\$100.00	4.07%	\$2,456.00	(\$2,356.00)
Total Donations	<u>\$50.00</u>	<u>\$150.00</u>	<u>6.11%</u>	<u>\$2,456.00</u>	<u>(\$2,306.00)</u>
Rental Income					
Rental- Verizon	\$100.00	\$200.00	15.41%	\$1,298.00	(\$1,098.00)
Total Rental Income	<u>\$100.00</u>	<u>\$200.00</u>	<u>15.41%</u>	<u>\$1,298.00</u>	<u>(\$1,098.00)</u>
Interest Income & Unrealized Ga					
Interest Income	\$49,020.91	\$97,558.28	35.42%	\$275,420.00	(\$177,861.72)
Unrealized Gain (Loss) on inv	\$2,217.05	\$2,217.05	0.00%	\$0.00	\$2,217.05
Total Interest Income & Unrealiz	<u>\$51,237.96</u>	<u>\$99,775.33</u>	<u>36.23%</u>	<u>\$275,420.00</u>	<u>(\$175,644.67)</u>
Miscellaneous Income					
Miscellaneous Income & Reir	\$525.06	\$793.03	85.13%	\$921.00	(\$136.96)
Total Miscellaneous Income	<u>\$525.06</u>	<u>\$793.03</u>	<u>85.13%</u>	<u>\$921.00</u>	<u>(\$136.96)</u>
Total Revenue	<u>\$176,955.84</u>	<u>\$492,232.51</u>	<u>5.61%</u>	<u>\$8,780,180.00</u>	<u>(\$8,287,956.48)</u>

Barrington Public Library District

Expenditures-All Funds

For the Period Ended August 31, 2023

Expenditures	Actual Month	Actual Y-T-D	% of Annual Budget	Annual Budget	% of Appropriation	Appropriation
Salaries						
Salaries	\$262,674.55	\$535,999.16	13.65%	\$3,926,210.23	11.91%	\$4,500,000.00
Total Salaries	\$262,674.55	\$535,999.16	13.65%	\$3,926,210.23	11.91%	\$4,500,000.00
Benefits						
FICA employer	\$15,968.90	\$32,598.70	13.39%	\$243,425.00	7.78%	\$419,250.00
Medicare employer	\$3,734.70	\$7,623.90	13.39%	\$56,930.05	0.00%	\$0.00
Unemployment insurance	\$876.94	\$876.94	0.00%	\$0.00	0.00%	\$0.00
IMRF	\$37,299.09	\$37,299.09	12.58%	\$296,428.87	7.46%	\$500,000.00
Insurance-medical and life	\$72,266.12	\$69,968.52	14.08%	\$496,865.00	9.15%	\$765,000.00
Total Benefits	\$130,145.75	\$148,367.15	13.57%	\$1,093,648.92	8.81%	\$1,684,250.00
Staff Development & Training						
Hiring	\$0.00	\$0.00	0.00%	\$1,800.00	0.00%	\$140,000.00
Staff Development	\$642.01	\$4,902.89	5.54%	\$88,449.45	0.00%	\$0.00
Dues & Memberships	\$0.00	\$40.00	0.45%	\$8,816.00	0.00%	\$0.00
Staff Expenses	\$691.85	\$1,057.35	9.75%	\$10,850.00	0.00%	\$0.00
Total Staff Development & Train	\$1,333.86	\$6,000.24	5.46%	\$109,915.45	4.29%	\$140,000.00
Library Materials						
Books	\$7,396.61	\$21,844.63	9.30%	\$235,000.00	0.00%	\$0.00
Books-Grab & Go	\$399.94	\$1,490.72	16.56%	\$9,000.00	0.00%	\$0.00
Periodicals	\$39.00	\$360.63	2.40%	\$15,000.00	0.00%	\$0.00
E-Periodicals	\$0.00	\$0.00	0.00%	\$27,954.00	0.00%	\$0.00
Circulating Equipment	\$107.12	\$574.11	9.57%	\$6,000.00	0.00%	\$0.00
Audio books-spoken	\$525.76	\$2,001.40	12.13%	\$16,500.00	0.00%	\$0.00
CDs	\$24.96	\$185.49	4.12%	\$4,500.00	0.00%	\$0.00
Digital Music	\$13.93	\$2,113.93	12.88%	\$16,417.00	0.00%	\$0.00
E-Books	\$35,016.80	\$35,016.80	14.29%	\$245,000.00	0.00%	\$0.00
DVDs	\$1,722.22	\$8,485.91	12.86%	\$66,000.00	0.00%	\$0.00
DVDs Grab & Go	\$534.36	\$956.28	10.63%	\$9,000.00	0.00%	\$0.00
E-DVDs	\$21,600.00	\$25,473.93	54.32%	\$46,900.00	0.00%	\$0.00
E-Audio Books	\$13,893.28	\$13,893.28	11.07%	\$125,500.00	0.00%	\$0.00
Refund for Materials lost & p	\$34.94	\$93.43	9.34%	\$1,000.00	0.01%	\$1,300,000.00
AV Video Games	\$105.62	\$1,601.46	12.22%	\$13,100.00	0.00%	\$0.00
Realia	\$0.00	\$93.96	6.26%	\$1,500.00	0.00%	\$0.00
Processing supplies	\$0.00	\$0.00	0.00%	\$17,258.00	0.00%	\$0.00
Online Computer Library Cen	\$0.00	\$0.00	0.00%	\$34,493.12	0.00%	\$0.00
Total Library Materials	\$81,414.54	\$114,185.96	12.83%	\$890,122.12	8.78%	\$1,300,000.00
Electronic Information						
Electronic information	\$10,860.00	\$43,641.70	27.10%	\$161,031.00	12.46%	\$350,295.00

Barrington Public Library District

Expenditures-All Funds

For the Period Ended August 31, 2023

	Actual Month	Actual Y-T-D	% of Annual Budget	Annual Budget	% of Appropriation	Appropriation
Total Electronic Information	\$10,860.00	\$43,641.70	27.10%	\$161,031.00	12.46%	\$350,295.00
Library Programs						
Pilot Programs	\$0.00	\$219.98	0.00%	\$0.00	0.11%	\$199,000.00
Library programs	\$3,732.41	\$10,777.59	12.34%	\$87,350.00	3.29%	\$328,000.00
Total Library Programs	\$3,732.41	\$10,997.57	12.59%	\$87,350.00	2.09%	\$527,000.00
District Admin & Operating Expense						
Departmental supplies	\$0.00	\$1,174.44	8.97%	\$13,095.00	0.62%	\$190,000.00
Office supplies	\$119.99	\$337.16	9.63%	\$3,500.00	0.00%	\$0.00
Postage	\$0.00	\$2,349.99	7.39%	\$31,790.00	0.00%	\$0.00
Promotional & display materi	\$341.76	\$3,322.52	16.09%	\$20,650.00	0.00%	\$0.00
Fees & Service Charges	\$3,134.69	\$5,716.64	14.14%	\$40,443.00	228.67%	\$2,500.00
Business Insurance	\$0.00	\$3,792.00	4.21%	\$90,000.00	2.53%	\$150,000.00
Total District Admin & Operating	\$3,596.44	\$16,692.75	8.37%	\$199,478.00	4.87%	\$342,500.00
Facility Operating Expense						
Rental Spaces	\$0.00	\$0.00	0.00%	\$840.00	0.00%	\$0.00
Security	\$0.00	\$877.20	69.07%	\$1,270.00	0.18%	\$500,000.00
Utilities-electric	\$0.00	\$22,636.51	21.88%	\$103,451.00	0.00%	\$0.00
Utilities-gas	\$0.00	\$0.00	0.00%	\$28,500.00	0.00%	\$0.00
Utilities-water, sewer	\$2,145.48	\$3,052.24	30.52%	\$10,000.00	0.00%	\$0.00
Utilities-Garbage	\$363.73	\$727.43	15.15%	\$4,800.00	0.00%	\$0.00
Telephone	\$1,851.94	\$5,237.90	11.75%	\$44,560.00	0.00%	\$0.00
Building maintenance & repa	\$2,139.41	\$23,847.83	14.60%	\$163,300.00	5.55%	\$430,000.00
Bldg maintenance supplies	\$0.00	\$1,325.73	5.10%	\$26,000.00	0.00%	\$0.00
Repair Contingency	\$5,069.09	\$7,329.09	36.65%	\$20,000.00	0.00%	\$0.00
Equipment maintenance	\$6,881.57	\$8,457.21	6.21%	\$136,136.31	4.03%	\$210,000.00
Piano maintenance	\$0.00	\$0.00	0.00%	\$600.00	0.00%	\$9,000.00
Traffic light	\$0.00	\$1,543.71	23.15%	\$6,669.00	0.00%	\$0.00
Site maintenance	\$0.00	\$1,850.00	2.07%	\$89,500.00	1.00%	\$185,000.00
Site Contingency	\$0.00	\$0.00	0.00%	\$10,000.00	0.00%	\$0.00
Vehicle operation & mainten:	\$869.46	\$1,758.46	19.54%	\$9,000.00	0.00%	\$0.00
Total Facility Operating Expense	\$19,320.68	\$78,643.31	12.01%	\$654,626.31	5.90%	\$1,334,000.00
Capital Assets						
Capital Assets	\$0.00	\$0.00	0.00%	\$0.00	0.00%	\$2,858,138.00
Library Building & Grounds R	\$48,328.66	\$60,698.88	1.81%	\$3,345,000.00	1.03%	\$5,920,000.00
Total Capital Assets	\$48,328.66	\$60,698.88	1.81%	\$3,345,000.00	0.69%	\$8,778,138.00
Furniture, Fixtures & Equipment						
Furniture, Fixtures & Equipme	\$0.00	\$0.00	0.00%	\$13,500.00	0.00%	\$500,000.00
Total Furniture, Fixtures & Equip	\$0.00	\$0.00	0.00%	\$13,500.00	0.00%	\$500,000.00
Technology Hardware & Software						

Barrington Public Library District

Expenditures-All Funds

For the Period Ended August 31, 2023

	Actual Month	Actual Y-T-D	% of Annual Budget	Annual Budget	% of Appropriation	Appropriation
Technology Hardware	\$898.22	\$898.22	0.15%	\$618,500.00	0.07%	\$1,203,000.00
Technology Contingency	\$0.00	\$499.00	2.00%	\$25,000.00	0.00%	\$0.00
Software & Subscriptions	\$25,699.57	\$72,543.60	25.43%	\$285,228.85	0.00%	\$0.00
Total Technology Hardware & S	\$26,597.79	\$73,940.82	7.96%	\$928,728.85	6.15%	\$1,203,000.00
Professional Services						
Legal fees	\$1,260.00	\$1,665.00	7.62%	\$21,850.00	0.42%	\$400,000.00
Legal expenses	\$0.00	\$33.75	0.00%	\$0.00	0.00%	\$0.00
Consultant fees	\$7,970.00	\$33,938.75	18.49%	\$183,544.00	33.94%	\$100,000.00
Audit expense	\$4,700.00	\$4,700.00	29.38%	\$16,000.00	0.00%	\$0.00
Total Professional Services	\$13,930.00	\$40,337.50	18.22%	\$221,394.00	8.07%	\$500,000.00
Trustee Expenses						
Trustee expense	\$0.00	\$0.00	0.00%	\$3,500.00	0.00%	\$9,000.00
Total Trustee Expenses	\$0.00	\$0.00	0.00%	\$3,500.00	0.00%	\$9,000.00
Total Expenditures	\$601,934.68	\$1,129,505.04	9.71%	\$11,634,504.88	5.34%	\$21,168,183.00

Barrington Public Library District

Expenditures-General Fund

For the Period Ended August 31, 2023

	<u>Actual Month</u>	<u>Actual Y-T-D</u>	<u>% of Annual Budget</u>	<u>Annual Budget</u>	<u>% of Appropriation</u>	<u>Appropriation</u>
Expenditures						
Salaries						
Salaries	\$262,674.55	\$535,999.16	13.65%	\$3,926,210.23	11.91%	\$4,500,000.00
Total Salaries	\$262,674.55	\$535,999.16	13.65%	\$3,926,210.23	11.91%	\$4,500,000.00
Benefits						
Insurance-medical and life	\$72,266.12	\$69,968.52	14.08%	\$496,865.00	9.15%	\$765,000.00
Total Benefits	\$72,266.12	\$69,968.52	14.08%	\$496,865.00	9.15%	\$765,000.00
Staff Development & Training						
Hiring	\$0.00	\$0.00	0.00%	\$1,800.00	0.00%	\$140,000.00
Staff Development	\$642.01	\$4,902.89	5.54%	\$88,449.45	0.00%	\$0.00
Dues & Memberships	\$0.00	\$40.00	0.45%	\$8,816.00	0.00%	\$0.00
Staff Expenses	\$691.85	\$1,057.35	9.75%	\$10,850.00	0.00%	\$0.00
Total Staff Development & Train	\$1,333.86	\$6,000.24	5.46%	\$109,915.45	4.29%	\$140,000.00
Library Materials						
Books	\$7,396.61	\$21,844.63	9.30%	\$235,000.00	0.00%	\$0.00
Books-Grab & Go	\$399.94	\$1,490.72	16.56%	\$9,000.00	0.00%	\$0.00
Periodicals	\$39.00	\$360.63	2.40%	\$15,000.00	0.00%	\$0.00
E-Periodicals	\$0.00	\$0.00	0.00%	\$27,954.00	0.00%	\$0.00
Circulating Equipment	\$107.12	\$574.11	9.57%	\$6,000.00	0.00%	\$0.00
Audio books-spoken	\$525.76	\$2,001.40	12.13%	\$16,500.00	0.00%	\$0.00
CDs	\$24.96	\$185.49	4.12%	\$4,500.00	0.00%	\$0.00
Digital Music	\$13.93	\$2,113.93	12.88%	\$16,417.00	0.00%	\$0.00
E-Books	\$35,016.80	\$35,016.80	14.29%	\$245,000.00	0.00%	\$0.00
DVDs	\$1,722.22	\$8,485.91	12.86%	\$66,000.00	0.00%	\$0.00
DVDs Grab & Go	\$534.36	\$956.28	10.63%	\$9,000.00	0.00%	\$0.00
E-DVDs	\$21,600.00	\$25,473.93	54.32%	\$46,900.00	0.00%	\$0.00
E-Audio Books	\$13,893.28	\$13,893.28	11.07%	\$125,500.00	0.00%	\$0.00
Refund for Materials lost & p	\$34.94	\$93.43	9.34%	\$1,000.00	0.01%	\$1,300,000.00
AV Video Games	\$105.62	\$1,601.46	12.22%	\$13,100.00	0.00%	\$0.00
Realia	\$0.00	\$93.96	6.26%	\$1,500.00	0.00%	\$0.00
Processing supplies	\$0.00	\$0.00	0.00%	\$17,258.00	0.00%	\$0.00
Online Computer Library Cen	\$0.00	\$0.00	0.00%	\$34,493.12	0.00%	\$0.00
Total Library Materials	\$81,414.54	\$114,185.96	12.83%	\$890,122.12	8.78%	\$1,300,000.00
Electronic Information						
Electronic information	\$10,860.00	\$43,641.70	27.10%	\$161,031.00	12.46%	\$350,295.00
Total Electronic Information	\$10,860.00	\$43,641.70	27.10%	\$161,031.00	12.46%	\$350,295.00
Library Programs						
Pilot Programs	\$0.00	\$219.98	0.00%	\$0.00	0.11%	\$199,000.00
Library programs	\$3,714.24	\$9,324.94	11.87%	\$78,550.00	0.00%	\$0.00

Barrington Public Library District

Expenditures-General Fund

For the Period Ended August 31, 2023

	Actual Month	Actual Y-T-D	% of Annual Budget	Annual Budget	% of Appropriation	Appropriation
Total Library Programs	\$3,714.24	\$9,544.92	12.15%	\$78,550.00	4.80%	\$199,000.00
District Admin & Operating Expense						
Departmental supplies	\$0.00	\$1,174.44	8.97%	\$13,095.00	0.62%	\$190,000.00
Office supplies	\$119.99	\$337.16	9.63%	\$3,500.00	0.00%	\$0.00
Postage	\$0.00	\$2,349.99	7.39%	\$31,790.00	0.00%	\$0.00
Promotional & display materi	\$341.76	\$3,322.52	16.09%	\$20,650.00	0.00%	\$0.00
Fees & Service Charges	\$2,704.56	\$5,286.51	13.76%	\$38,428.00	0.00%	\$0.00
Total District Admin & Operating	\$3,166.31	\$12,470.62	11.60%	\$107,463.00	6.56%	\$190,000.00
Facility Operating Expense						
Security	\$0.00	\$877.20	69.07%	\$1,270.00	0.18%	\$500,000.00
Utilities-electric	\$0.00	\$22,636.51	21.88%	\$103,451.00	0.00%	\$0.00
Utilities-gas	\$0.00	\$0.00	0.00%	\$28,500.00	0.00%	\$0.00
Utilities-water, sewer	\$0.00	\$0.00	0.00%	\$10,000.00	0.00%	\$0.00
Utilities-Garbage	\$0.00	\$0.00	0.00%	\$4,800.00	0.00%	\$0.00
Telephone	\$1,851.94	\$5,237.90	11.75%	\$44,560.00	0.00%	\$0.00
Piano maintenance	\$0.00	\$0.00	0.00%	\$600.00	0.00%	\$9,000.00
Total Facility Operating Expense	\$1,851.94	\$28,751.61	14.88%	\$193,181.00	5.65%	\$509,000.00
Capital Assets						
Capital Assets	\$0.00	\$0.00	0.00%	\$0.00	0.00%	\$2,758,138.00
Library Building & Grounds R	\$0.00	\$12,370.22	0.00%	\$0.00	0.00%	\$0.00
Total Capital Assets	\$0.00	\$12,370.22	0.00%	\$0.00	0.45%	\$2,758,138.00
Furniture, Fixtures & Equipment						
Furniture, Fixtures & Equipme	\$0.00	\$0.00	0.00%	\$13,500.00	0.00%	\$500,000.00
Total Furniture, Fixtures & Equip	\$0.00	\$0.00	0.00%	\$13,500.00	0.00%	\$500,000.00
Technology Hardware & Software						
Technology Hardware	\$898.22	\$898.22	0.15%	\$618,500.00	0.07%	\$1,203,000.00
Technology Contingency	\$0.00	\$499.00	2.00%	\$25,000.00	0.00%	\$0.00
Software & Subscriptions	\$25,699.57	\$72,543.60	25.43%	\$285,228.85	0.00%	\$0.00
Total Technology Hardware & S	\$26,597.79	\$73,940.82	7.96%	\$928,728.85	6.15%	\$1,203,000.00
Professional Services						
Legal fees	\$1,260.00	\$1,665.00	7.62%	\$21,850.00	0.42%	\$400,000.00
Legal expenses	\$0.00	\$33.75	0.00%	\$0.00	0.00%	\$0.00
Consultant fees	\$7,970.00	\$33,938.75	27.47%	\$123,544.00	0.00%	\$0.00
Audit expense	\$4,700.00	\$4,700.00	29.38%	\$16,000.00	0.00%	\$0.00
Total Professional Services	\$13,930.00	\$40,337.50	24.99%	\$161,394.00	10.08%	\$400,000.00
Trustee Expenses						
Trustee expense	\$0.00	\$0.00	0.00%	\$3,500.00	0.00%	\$9,000.00
Total Trustee Expenses	\$0.00	\$0.00	0.00%	\$3,500.00	0.00%	\$9,000.00

Barrington Public Library District
Expenditures-General Fund

For the Period Ended August 31, 2023

	<u>Actual Month</u>	<u>Actual Y-T-D</u>	<u>% of Annual Budget</u>	<u>Annual Budget</u>	<u>% of Appropriation</u>	<u>Appropriation</u>
Total Expenditures	\$477,809.35	\$947,211.27	13.40%	\$7,070,460.65	7.39%	\$12,823,433.00

Barrington Public Library District

Expenditures-Other Funds

For the Period Ended August 31, 2023

	Actual Month	Actual Y-T-D	% of Annual Budget	Annual Budget	% of Appropriation	Appropriation
Expenditures						
Benefits						
FICA employer	\$15,968.90	\$32,598.70	13.39%	\$243,425.00	7.78%	\$419,250.00
Medicare employer	\$3,734.70	\$7,623.90	13.39%	\$56,930.05	0.00%	\$0.00
Unemployment insurance	\$876.94	\$876.94	0.00%	\$0.00	0.00%	\$0.00
IMRF	\$37,299.09	\$37,299.09	12.58%	\$296,428.87	7.46%	\$500,000.00
Total Benefits	\$57,879.63	\$78,398.63	13.14%	\$596,783.92	8.53%	\$919,250.00
Library Programs						
Library programs	\$18.17	\$1,452.65	16.51%	\$8,800.00	0.44%	\$328,000.00
Total Library Programs	\$18.17	\$1,452.65	16.51%	\$8,800.00	0.44%	\$328,000.00
District Admin & Operating Expense						
Fees & Service Charges	\$430.13	\$430.13	21.35%	\$2,015.00	17.21%	\$2,500.00
Business Insurance	\$0.00	\$3,792.00	4.21%	\$90,000.00	2.53%	\$150,000.00
Total District Admin & Operating Expense	\$430.13	\$4,222.13	4.59%	\$92,015.00	2.77%	\$152,500.00
Facility Operating Expense						
Rental Spaces	\$0.00	\$0.00	0.00%	\$840.00	0.00%	\$0.00
Utilities-water, sewer	\$2,145.48	\$3,052.24	0.00%	\$0.00	0.00%	\$0.00
Utilities-Garbage	\$363.73	\$727.43	0.00%	\$0.00	0.00%	\$0.00
Building maintenance & repairs	\$2,139.41	\$23,847.83	14.60%	\$163,300.00	5.55%	\$430,000.00
Bldg maintenance supplies	\$0.00	\$1,325.73	5.10%	\$26,000.00	0.00%	\$0.00
Repair Contingency	\$5,069.09	\$7,329.09	36.65%	\$20,000.00	0.00%	\$0.00
Equipment maintenance	\$6,881.57	\$8,457.21	6.21%	\$136,136.31	4.03%	\$210,000.00
Traffic light	\$0.00	\$1,543.71	23.15%	\$6,669.00	0.00%	\$0.00
Site maintenance	\$0.00	\$1,850.00	2.07%	\$89,500.00	1.00%	\$185,000.00
Site Contingency	\$0.00	\$0.00	0.00%	\$10,000.00	0.00%	\$0.00
Vehicle operation & maintenance	\$869.46	\$1,758.46	19.54%	\$9,000.00	0.00%	\$0.00
Total Facility Operating Expense	\$17,468.74	\$49,891.70	10.81%	\$461,445.31	6.05%	\$825,000.00
Capital Assets						
Capital Assets	\$0.00	\$0.00	0.00%	\$0.00	0.00%	\$100,000.00
Library Building & Grounds Repairs	\$48,328.66	\$48,328.66	1.44%	\$3,345,000.00	0.82%	\$5,920,000.00
Total Capital Assets	\$48,328.66	\$48,328.66	1.44%	\$3,345,000.00	0.80%	\$6,020,000.00
Professional Services						
Consultant fees	\$0.00	\$0.00	0.00%	\$60,000.00	0.00%	\$100,000.00
Total Professional Services	\$0.00	\$0.00	0.00%	\$60,000.00	0.00%	\$100,000.00
Total Expenditures	\$124,125.33	\$182,293.77	3.99%	\$4,564,044.23	2.18%	\$8,344,750.00

Barrington Public Library District
Account Distribution
General Fund

<u>Date</u>	<u>Trans.</u>	<u>Journal</u>	<u>Reference</u>	<u>Debit Amount</u>	<u>Credit Amount</u>	<u>Balance</u>
10-4000-10						
Account: 10-4000-10 (Salaries)						
8/1/2023			<i>Account Beginning Balance</i>			\$18,592.68
8/11/2023	9138-12	Journal Entry	Payroll & Settlement of Taxes	\$10,491.30		
8/25/2023	9150-12	Journal Entry	Payroll & Settlement of Taxes	\$10,680.06		
			<i>Account Subtotals</i>	\$21,171.36	\$0.00	
8/31/2023			<i>Account Net Change</i>			\$21,171.36
8/31/2023			<i>Account Ending Balance</i>			\$39,764.04
10-4000-11						
Account: 10-4000-11 (Salaries)						
8/1/2023			<i>Account Beginning Balance</i>			\$13,516.20
8/11/2023	9138-13	Journal Entry	Payroll & Settlement of Taxes	\$6,728.62		
8/25/2023	9150-13	Journal Entry	Payroll & Settlement of Taxes	\$6,849.75		
			<i>Account Subtotals</i>	\$13,578.37	\$0.00	
8/31/2023			<i>Account Net Change</i>			\$13,578.37
8/31/2023			<i>Account Ending Balance</i>			\$27,094.57
10-4000-12						
Account: 10-4000-12 (Salaries)						
8/1/2023			<i>Account Beginning Balance</i>			\$10,717.62
8/11/2023	9138-14	Journal Entry	Payroll & Settlement of Taxes	\$5,991.17		
8/25/2023	9150-14	Journal Entry	Payroll & Settlement of Taxes	\$5,991.18		
			<i>Account Subtotals</i>	\$11,982.35	\$0.00	
8/31/2023			<i>Account Net Change</i>			\$11,982.35
8/31/2023			<i>Account Ending Balance</i>			\$22,699.97
10-4000-13						
Account: 10-4000-13 (Salaries)						
8/1/2023			<i>Account Beginning Balance</i>			\$15,503.98
8/11/2023	9138-15	Journal Entry	Payroll & Settlement of Taxes	\$6,121.37		
8/25/2023	9150-15	Journal Entry	Payroll & Settlement of Taxes	\$6,121.36		
			<i>Account Subtotals</i>	\$12,242.73	\$0.00	
8/31/2023			<i>Account Net Change</i>			\$12,242.73
8/31/2023			<i>Account Ending Balance</i>			\$27,746.71
10-4000-20						
Account: 10-4000-20 (Salaries)						
8/1/2023			<i>Account Beginning Balance</i>			\$53,168.58
8/11/2023	9138-16	Journal Entry	Payroll & Settlement of Taxes	\$26,646.64		
8/25/2023	9150-16	Journal Entry	Payroll & Settlement of Taxes	\$26,611.82		
			<i>Account Subtotals</i>	\$53,258.46	\$0.00	
8/31/2023			<i>Account Net Change</i>			\$53,258.46
8/31/2023			<i>Account Ending Balance</i>			\$108,427.04
10-4000-30						
Account: 10-4000-30 (Salaries)						

Barrington Public Library District
Account Distribution
General Fund

<u>Date</u>	<u>Trans.</u>	<u>Journal</u>	<u>Reference</u>	<u>Debit Amount</u>	<u>Credit Amount</u>	<u>Balance</u>
Account: 10-4000-30 (Salaries)						
8/1/2023			<i>Account Beginning Balance</i>			\$14,097.31
8/11/2023	9138-17	Journal Entry	Payroll & Settlement of Taxes	\$6,475.24		
8/25/2023	9150-17	Journal Entry	Payroll & Settlement of Taxes	\$6,506.54		
			<i>Account Subtotals</i>	<u>\$12,981.78</u>	<u>\$0.00</u>	
8/31/2023			<i>Account Net Change</i>			<u>\$12,981.78</u>
8/31/2023			<i>Account Ending Balance</i>			<u>\$27,079.09</u>
10-4000-35						
Account: 10-4000-35 (Salaries)						
8/1/2023			<i>Account Beginning Balance</i>			\$29,211.76
8/11/2023	9138-18	Journal Entry	Payroll & Settlement of Taxes	\$14,078.62		
8/25/2023	9150-18	Journal Entry	Payroll & Settlement of Taxes	\$14,199.89		
			<i>Account Subtotals</i>	<u>\$28,278.51</u>	<u>\$0.00</u>	
8/31/2023			<i>Account Net Change</i>			<u>\$28,278.51</u>
8/31/2023			<i>Account Ending Balance</i>			<u>\$57,490.27</u>
10-4000-40						
Account: 10-4000-40 (Salaries)						
8/1/2023			<i>Account Beginning Balance</i>			\$29,206.12
8/11/2023	9138-19	Journal Entry	Payroll & Settlement of Taxes	\$14,721.88		
8/25/2023	9150-19	Journal Entry	Payroll & Settlement of Taxes	\$15,696.11		
			<i>Account Subtotals</i>	<u>\$30,417.99</u>	<u>\$0.00</u>	
8/31/2023			<i>Account Net Change</i>			<u>\$30,417.99</u>
8/31/2023			<i>Account Ending Balance</i>			<u>\$59,624.11</u>
10-4000-45						
Account: 10-4000-45 (Salaries)						
8/1/2023			<i>Account Beginning Balance</i>			\$2,339.75
8/31/2023			<i>Account Net Change</i>			<u>\$0.00</u>
8/31/2023			<i>Account Ending Balance</i>			<u>\$2,339.75</u>
10-4000-50						
Account: 10-4000-50 (Salaries)						
8/1/2023			<i>Account Beginning Balance</i>			\$40,289.84
8/11/2023	9138-20	Journal Entry	Payroll & Settlement of Taxes	\$16,871.40		
8/25/2023	9150-20	Journal Entry	Payroll & Settlement of Taxes	\$16,859.68		
			<i>Account Subtotals</i>	<u>\$33,731.08</u>	<u>\$0.00</u>	
8/31/2023			<i>Account Net Change</i>			<u>\$33,731.08</u>
8/31/2023			<i>Account Ending Balance</i>			<u>\$74,020.92</u>
10-4000-60						
Account: 10-4000-60 (Salaries)						
8/1/2023			<i>Account Beginning Balance</i>			\$44,680.77
8/11/2023	9138-21	Journal Entry	Payroll & Settlement of Taxes	\$22,428.78		
8/25/2023	9150-21	Journal Entry	Payroll & Settlement of Taxes	\$22,603.14		
			<i>Account Subtotals</i>	<u>\$45,031.92</u>	<u>\$0.00</u>	

Barrington Public Library District
Account Distribution
General Fund

<u>Date</u>	<u>Trans.</u>	<u>Journal</u>	<u>Reference</u>	<u>Debit Amount</u>	<u>Credit Amount</u>	<u>Balance</u>
Account: 10-4000-60 (Salaries)						
8/31/2023			<i>Account Net Change</i>			\$45,031.92
8/31/2023			<i>Account Ending Balance</i>			\$89,712.69
10-4600-00						
Account: 10-4600-00 (Insurance-medical and life)						
8/1/2023			<i>Account Beginning Balance</i>			(\$2,297.60)
8/1/2023	9157-1	Journal Entry	Insurance premium IMRF reimbursemen		\$47.00	
8/7/2023	9140-77	Accounts Payable	ComPsych Corporation-annual renew	\$1,620.00		
8/7/2023	9140-93	Accounts Payable	Wellness Insurance N-july 2023	\$38,128.04		
8/9/2023	9156-15	Journal Entry	pd insurance		\$141.00	
8/11/2023	9138-11	Journal Entry	Payroll & Settment of Taxes		\$2,555.50	
8/14/2023	9148-68	Accounts Payable	Wellness Insurance N-August 2023	\$38,824.08		
8/23/2023	9156-20	Journal Entry	pd insurance		\$1,007.00	
8/25/2023	9150-11	Journal Entry	Payroll & Settment of Taxes		\$2,555.50	
			<i>Account Subtotals</i>	\$78,572.12	\$6,306.00	
8/31/2023			<i>Account Net Change</i>			\$72,266.12
8/31/2023			<i>Account Ending Balance</i>			\$69,968.52
10-4800-10						
Account: 10-4800-10 (Staff Development)						
8/1/2023			<i>Account Beginning Balance</i>			\$430.00
8/31/2023			<i>Account Net Change</i>			\$0.00
8/31/2023			<i>Account Ending Balance</i>			\$430.00
10-4800-11						
Account: 10-4800-11 (Staff Development)						
8/1/2023			<i>Account Beginning Balance</i>			\$3,221.50
8/31/2023			<i>Account Net Change</i>			\$0.00
8/31/2023			<i>Account Ending Balance</i>			\$3,221.50
10-4800-20						
Account: 10-4800-20 (Staff Development)						
8/1/2023			<i>Account Beginning Balance</i>			\$528.69
8/11/2023	9138-22	Journal Entry	Payroll & Settment of Taxes	\$197.19		
8/25/2023	9150-22	Journal Entry	Payroll & Settment of Taxes	\$137.62		
			<i>Account Subtotals</i>	\$334.81	\$0.00	
8/31/2023			<i>Account Net Change</i>			\$334.81
8/31/2023			<i>Account Ending Balance</i>			\$863.50
10-4800-50						
Account: 10-4800-50 (Staff Development)						
8/1/2023			<i>Account Beginning Balance</i>			\$0.00
8/11/2023	9138-23	Journal Entry	Payroll & Settment of Taxes	\$253.67		
			<i>Account Subtotals</i>	\$253.67	\$0.00	
8/31/2023			<i>Account Net Change</i>			\$253.67
8/31/2023			<i>Account Ending Balance</i>			\$253.67
10-4800-60						
Account: 10-4800-60 (Staff Development)						

Barrington Public Library District
Account Distribution
General Fund

<u>Date</u>	<u>Trans.</u>	<u>Journal</u>	<u>Reference</u>	<u>Debit Amount</u>	<u>Credit Amount</u>	<u>Balance</u>
Account: 10-4800-60 (Staff Development)						
8/1/2023			<i>Account Beginning Balance</i>			\$80.69
8/21/2023	9149-15	Accounts Payable	Amazon Capital Servi-ys nature books	\$53.53		
			<i>Account Subtotals</i>	\$53.53	\$0.00	
8/31/2023			<i>Account Net Change</i>			\$53.53
8/31/2023			<i>Account Ending Balance</i>			\$134.22
10-4810-11						
Account: 10-4810-11 (Dues & Memberships)						
8/1/2023			<i>Account Beginning Balance</i>			\$40.00
8/31/2023			<i>Account Net Change</i>			\$0.00
8/31/2023			<i>Account Ending Balance</i>			\$40.00
10-4820-10						
Account: 10-4820-10 (Staff Expenses)						
8/1/2023			<i>Account Beginning Balance</i>			\$365.50
8/11/2023	9138-24	Journal Entry	Payroll & Settment of Taxes	\$60.00		
8/18/2023	9148-1	Accounts Payable	Victoria Lee-Pinshower 5yr, Shiau 20y	\$60.00		
8/21/2023	9149-1	Accounts Payable	Amazon Capital Servi-coffee cups	\$142.00		
8/21/2023	9154-3	Accounts Payable	A H Office Coffee Se-water	\$140.30		
8/21/2023	9154-17	Accounts Payable	A H Office Coffee Se-coffee	\$289.55		
			<i>Account Subtotals</i>	\$691.85	\$0.00	
8/31/2023			<i>Account Net Change</i>			\$691.85
8/31/2023			<i>Account Ending Balance</i>			\$1,057.35
10-5100-20						
Account: 10-5100-20 (Books)						
8/1/2023			<i>Account Beginning Balance</i>			\$10,140.23
8/21/2023	9149-35	Accounts Payable	Baker & Taylor Books-as books	\$52.62		
8/21/2023	9149-37	Accounts Payable	Baker & Taylor Books-as books	\$63.80		
8/21/2023	9149-39	Accounts Payable	Baker & Taylor Books-as books	\$20.72		
8/21/2023	9149-41	Accounts Payable	Baker & Taylor Books-as books	\$14.16		
8/21/2023	9149-43	Accounts Payable	Baker & Taylor Books-as books	\$175.41		
8/21/2023	9149-46	Accounts Payable	Baker & Taylor Books-as books	\$137.40		
8/21/2023	9149-48	Accounts Payable	Baker & Taylor Books-as books	\$193.22		
8/21/2023	9149-51	Accounts Payable	Baker & Taylor Books-as books	\$188.42		
8/21/2023	9149-55	Accounts Payable	Baker & Taylor Books-as books	\$63.51		
8/21/2023	9149-61	Accounts Payable	Baker & Taylor Books-as books	\$47.00		
8/21/2023	9149-65	Accounts Payable	Baker & Taylor Books-as books	\$259.29		
8/21/2023	9149-68	Accounts Payable	Baker & Taylor Books-as books	\$356.09		
8/21/2023	9149-74	Accounts Payable	Baker & Taylor Books-as books	\$24.10		
8/21/2023	9149-78	Accounts Payable	Baker & Taylor Books-as books	\$106.77		
8/21/2023	9149-84	Accounts Payable	Ingram Library Servi-as books	\$422.10		
8/21/2023	9149-86	Accounts Payable	Ingram Library Servi-as books	\$366.59		
8/21/2023	9149-91	Accounts Payable	Ingram Library Servi-as books	\$1,754.83		
8/21/2023	9149-115	Accounts Payable	Ingram Library Servi-as books	\$412.37		
8/23/2023	9149-128	Accounts Payable	Baker & Taylor Books-0003283376		\$8.66	
8/23/2023	9149-130	Accounts Payable	Baker & Taylor Books-0003283376		\$8.66	
			<i>Account Subtotals</i>	\$4,658.40	\$17.32	
8/31/2023			<i>Account Net Change</i>			\$4,641.08
8/31/2023			<i>Account Ending Balance</i>			\$14,781.31
10-5100-60						

Barrington Public Library District
Account Distribution
General Fund

<u>Date</u>	<u>Trans.</u>	<u>Journal</u>	<u>Reference</u>	<u>Debit Amount</u>	<u>Credit Amount</u>	<u>Balance</u>
Account: 10-5100-60 (Books)						
8/1/2023			<i>Account Beginning Balance</i>			\$4,307.79
8/21/2023	9149-33	Accounts Payable	Baker & Taylor Books-ys books	\$678.87		
8/21/2023	9149-53	Accounts Payable	Baker & Taylor Books-ys books	\$29.36		
8/21/2023	9149-57	Accounts Payable	Baker & Taylor Books-ys books	\$334.27		
8/21/2023	9149-59	Accounts Payable	Baker & Taylor Books-ys books	\$638.34		
8/21/2023	9149-63	Accounts Payable	Baker & Taylor Books-ys books	\$325.28		
8/21/2023	9149-76	Accounts Payable	Baker & Taylor Books-ys books	\$314.71		
8/21/2023	9149-80	Accounts Payable	Baker & Taylor Books-ys books	\$275.87		
8/21/2023	9149-89	Accounts Payable	Ingram Library Servi-ys books	\$9.25		
8/21/2023	9149-113	Accounts Payable	Ingram Library Servi-ys books	\$149.58		
			<i>Account Subtotals</i>	\$2,755.53	\$0.00	
8/31/2023			<i>Account Net Change</i>			\$2,755.53
8/31/2023			<i>Account Ending Balance</i>			\$7,063.32
10-5101-20						
Account: 10-5101-20 (Books-Grab & Go)						
8/1/2023			<i>Account Beginning Balance</i>			\$1,065.31
8/21/2023	9149-45	Accounts Payable	Baker & Taylor Books-as books	\$86.69		
8/21/2023	9149-50	Accounts Payable	Baker & Taylor Books-as books	\$53.37		
8/21/2023	9149-67	Accounts Payable	Baker & Taylor Books-as books	\$118.62		
8/21/2023	9149-88	Accounts Payable	Ingram Library Servi-as books	\$37.58		
8/21/2023	9149-93	Accounts Payable	Ingram Library Servi-as books	\$85.74		
8/21/2023	9149-117	Accounts Payable	Ingram Library Servi-as books	\$17.94		
			<i>Account Subtotals</i>	\$399.94	\$0.00	
8/31/2023			<i>Account Net Change</i>			\$399.94
8/31/2023			<i>Account Ending Balance</i>			\$1,465.25
10-5101-60						
Account: 10-5101-60 (Books-Grab & Go)						
8/1/2023			<i>Account Beginning Balance</i>			\$25.47
8/31/2023			<i>Account Net Change</i>			\$0.00
8/31/2023			<i>Account Ending Balance</i>			\$25.47
10-5200-20						
Account: 10-5200-20 (Periodicals)						
8/1/2023			<i>Account Beginning Balance</i>			\$321.63
8/21/2023	9149-82	Accounts Payable	Bottom Line Personal-annual renewal	\$39.00		
			<i>Account Subtotals</i>	\$39.00	\$0.00	
8/31/2023			<i>Account Net Change</i>			\$39.00
8/31/2023			<i>Account Ending Balance</i>			\$360.63
10-5300-12						
Account: 10-5300-12 (Circulating Equipment)						
8/1/2023			<i>Account Beginning Balance</i>			\$432.00
8/31/2023			<i>Account Net Change</i>			\$0.00
8/31/2023			<i>Account Ending Balance</i>			\$432.00
10-5300-60						
Account: 10-5300-60 (Circulating Equipment)						

Barrington Public Library District
Account Distribution
General Fund

<u>Date</u>	<u>Trans.</u>	<u>Journal</u>	<u>Reference</u>	<u>Debit Amount</u>	<u>Credit Amount</u>	<u>Balance</u>
Account: 10-5300-60 (Circulating Equipment)						
8/1/2023			<i>Account Beginning Balance</i>			\$34.99
8/14/2023	9148-72	Accounts Payable	Amazon Capital Servi-ys games	\$107.12		
			<i>Account Subtotals</i>	\$107.12	\$0.00	
8/31/2023			<i>Account Net Change</i>			\$107.12
8/31/2023			<i>Account Ending Balance</i>			\$142.11
10-5310-20						
Account: 10-5310-20 (Audio books-spoken)						
8/1/2023			<i>Account Beginning Balance</i>			\$717.68
8/14/2023	9148-54	Accounts Payable	Midwest Tape-as audio	\$46.98		
8/14/2023	9148-61	Accounts Payable	Midwest Tape-as audio	\$255.88		
8/21/2023	9149-99	Accounts Payable	Midwest Tape-as audiobooks	\$222.90		
			<i>Account Subtotals</i>	\$525.76	\$0.00	
8/31/2023			<i>Account Net Change</i>			\$525.76
8/31/2023			<i>Account Ending Balance</i>			\$1,243.44
10-5310-60						
Account: 10-5310-60 (Audio books-spoken)						
8/1/2023			<i>Account Beginning Balance</i>			\$757.96
8/31/2023			<i>Account Net Change</i>			\$0.00
8/31/2023			<i>Account Ending Balance</i>			\$757.96
10-5311-20						
Account: 10-5311-20 (CDs)						
8/1/2023			<i>Account Beginning Balance</i>			\$160.53
8/14/2023	9148-46	Accounts Payable	Midwest Tape-as cds	\$24.96		
			<i>Account Subtotals</i>	\$24.96	\$0.00	
8/31/2023			<i>Account Net Change</i>			\$24.96
8/31/2023			<i>Account Ending Balance</i>			\$185.49
10-5312-20						
Account: 10-5312-20 (Digital Music)						
8/1/2023			<i>Account Beginning Balance</i>			\$2,100.00
8/14/2023	9148-80	Accounts Payable	Midwest Tape-balance due	\$13.93		
			<i>Account Subtotals</i>	\$13.93	\$0.00	
8/31/2023			<i>Account Net Change</i>			\$13.93
8/31/2023			<i>Account Ending Balance</i>			\$2,113.93
10-5315-20						
Account: 10-5315-20 (E-Books)						
8/1/2023			<i>Account Beginning Balance</i>			\$0.00
8/7/2023	9140-15	Accounts Payable	OverDrive Inc.-as ebooks	\$2,563.82		
8/7/2023	9140-17	Accounts Payable	OverDrive Inc.-as ebooks	\$2,306.01		
8/7/2023	9140-19	Accounts Payable	OverDrive Inc.-as ebooks	\$2,072.49		
8/7/2023	9140-21	Accounts Payable	OverDrive Inc.-as ebooks	\$2,063.57		
8/7/2023	9140-23	Accounts Payable	OverDrive Inc.-as ebooks	\$3,237.00		
8/7/2023	9140-25	Accounts Payable	OverDrive Inc.-as ebooks	\$1,949.41		
8/7/2023	9140-27	Accounts Payable	OverDrive Inc.-as ebooks	\$2,543.48		

Barrington Public Library District
Account Distribution
General Fund

<u>Date</u>	<u>Trans.</u>	<u>Journal</u>	<u>Reference</u>	<u>Debit Amount</u>	<u>Credit Amount</u>	<u>Balance</u>
Account: 10-5315-20 (E-Books)						
8/7/2023	9140-29	Accounts Payable	OverDrive Inc.-as ebook	\$2,387.73		
8/7/2023	9140-47	Accounts Payable	OverDrive Inc.-as cpc	\$328.34		
8/7/2023	9140-50	Accounts Payable	OverDrive Inc.-as ebooks	\$7,518.66		
8/7/2023	9140-52	Accounts Payable	OverDrive Inc.-as audio	\$886.13		
			<i>Account Subtotals</i>	\$27,856.64	\$0.00	
8/31/2023			<i>Account Net Change</i>			\$27,856.64
8/31/2023			<i>Account Ending Balance</i>			\$27,856.64
10-5315-60						
Account: 10-5315-60 (E-Books)						
8/1/2023			<i>Account Beginning Balance</i>			\$0.00
8/7/2023	9140-49	Accounts Payable	OverDrive Inc.-as cpc	\$31.60		
8/7/2023	9140-55	Accounts Payable	OverDrive Inc.-ys ebooks	\$1,285.08		
8/7/2023	9140-57	Accounts Payable	OverDrive Inc.-ys ebooks	\$1,372.44		
8/7/2023	9140-59	Accounts Payable	OverDrive Inc.-ys ebooks	\$1,881.66		
8/7/2023	9140-61	Accounts Payable	OverDrive Inc.-ys ebooks	\$855.05		
8/7/2023	9140-63	Accounts Payable	OverDrive Inc.-ys ebooks	\$1,734.33		
			<i>Account Subtotals</i>	\$7,160.16	\$0.00	
8/31/2023			<i>Account Net Change</i>			\$7,160.16
8/31/2023			<i>Account Ending Balance</i>			\$7,160.16
10-5320-10						
Account: 10-5320-10 (DVDs)						
8/1/2023			<i>Account Beginning Balance</i>			\$4,117.47
8/31/2023			<i>Account Net Change</i>			\$0.00
8/31/2023			<i>Account Ending Balance</i>			\$4,117.47
10-5320-20						
Account: 10-5320-20 (DVDs)						
8/1/2023			<i>Account Beginning Balance</i>			\$1,971.66
8/14/2023	9148-43	Accounts Payable	Midwest Tape-as dvd	\$317.13		
8/14/2023	9148-52	Accounts Payable	Midwest Tape-as dvd	\$22.23		
8/14/2023	9148-56	Accounts Payable	Midwest Tape-as dvd	\$38.47		
8/14/2023	9148-58	Accounts Payable	Midwest Tape-as dvd	\$604.29		
8/14/2023	9148-65	Accounts Payable	Midwest Tape-as dvd	\$442.12		
8/21/2023	9149-94	Accounts Payable	Midwest Tape-as dvd	\$241.32		
8/21/2023	9149-96	Accounts Payable	Midwest Tape-as dvd	\$141.85		
8/21/2023	9149-101	Accounts Payable	Midwest Tape-as dvd	\$20.73		
8/21/2023	9149-105	Accounts Payable	Midwest Tape-as dvd	\$28.23		
			<i>Account Subtotals</i>	\$1,856.37	\$0.00	
8/31/2023			<i>Account Net Change</i>			\$1,856.37
8/31/2023			<i>Account Ending Balance</i>			\$3,828.03
10-5320-60						
Account: 10-5320-60 (DVDs)						
8/1/2023			<i>Account Beginning Balance</i>			\$674.56
8/14/2023	9148-41	Accounts Payable	Midwest Tape-ys dvd	\$33.95		
8/14/2023	9148-48	Accounts Payable	Midwest Tape-ys dvd	\$41.46		
8/14/2023	9148-50	Accounts Payable	Midwest Tape-ys dvd	\$49.44		
8/14/2023	9148-63	Accounts Payable	Midwest Tape-ys dvd	\$203.97		
8/21/2023	9149-103	Accounts Payable	Midwest Tape-ys dvd	\$16.98		

Barrington Public Library District
Account Distribution
General Fund

<u>Date</u>	<u>Trans.</u>	<u>Journal</u>	<u>Reference</u>	<u>Debit Amount</u>	<u>Credit Amount</u>	<u>Balance</u>
Account: 10-5320-60 (DVDs)						
8/23/2023	9149-126	Accounts Payable	Midwest Tape-504053196		\$479.95	
			<i>Account Subtotals</i>	\$345.80	\$479.95	
8/31/2023			<i>Account Net Change</i>			(\$134.15)
8/31/2023			<i>Account Ending Balance</i>			\$540.41
10-5321-20						
Account: 10-5321-20 (DVDs Grab & Go)						
8/1/2023			<i>Account Beginning Balance</i>			\$421.92
8/14/2023	9148-45	Accounts Payable	Midwest Tape-as dvd	\$95.94		
8/14/2023	9148-60	Accounts Payable	Midwest Tape-as dvd	\$158.13		
8/14/2023	9148-67	Accounts Payable	Midwest Tape-as dvd	\$184.35		
8/21/2023	9149-98	Accounts Payable	Midwest Tape-as dvd	\$95.94		
			<i>Account Subtotals</i>	\$534.36	\$0.00	
8/31/2023			<i>Account Net Change</i>			\$534.36
8/31/2023			<i>Account Ending Balance</i>			\$956.28
10-5325-20						
Account: 10-5325-20 (E-DVDs)						
8/1/2023			<i>Account Beginning Balance</i>			\$3,873.93
8/14/2023	9148-19	Accounts Payable	Midwest Tape-hoopla digital	\$21,600.00		
			<i>Account Subtotals</i>	\$21,600.00	\$0.00	
8/31/2023			<i>Account Net Change</i>			\$21,600.00
8/31/2023			<i>Account Ending Balance</i>			\$25,473.93
10-5330-20						
Account: 10-5330-20 (E-Audio Books)						
8/1/2023			<i>Account Beginning Balance</i>			\$0.00
8/7/2023	9140-31	Accounts Payable	OverDrive Inc.-as audio	\$1,175.43		
8/7/2023	9140-33	Accounts Payable	OverDrive Inc.-as audio	\$1,376.50		
8/7/2023	9140-35	Accounts Payable	OverDrive Inc.-as audio	\$1,217.88		
8/7/2023	9140-37	Accounts Payable	OverDrive Inc.-as audio	\$1,550.20		
8/7/2023	9140-39	Accounts Payable	OverDrive Inc.-as audio	\$1,110.18		
8/7/2023	9140-41	Accounts Payable	OverDrive Inc.-as audio	\$1,484.55		
8/7/2023	9140-43	Accounts Payable	OverDrive Inc.-as audio	\$1,586.50		
8/7/2023	9140-45	Accounts Payable	OverDrive Inc.-as audio	\$1,279.16		
8/7/2023	9140-54	Accounts Payable	OverDrive Inc.-as audio	\$730.41		
			<i>Account Subtotals</i>	\$11,510.81	\$0.00	
8/31/2023			<i>Account Net Change</i>			\$11,510.81
8/31/2023			<i>Account Ending Balance</i>			\$11,510.81
10-5330-60						
Account: 10-5330-60 (E-Audio Books)						
8/1/2023			<i>Account Beginning Balance</i>			\$0.00
8/7/2023	9140-65	Accounts Payable	OverDrive Inc.-ys audio	\$840.98		
8/7/2023	9140-67	Accounts Payable	OverDrive Inc.-ys audio	\$621.66		
8/7/2023	9140-69	Accounts Payable	OverDrive Inc.-ys audio	\$335.98		
8/7/2023	9140-71	Accounts Payable	OverDrive Inc.-ys audio	\$580.71		
8/7/2023	9148-7	Accounts Payable	OverDrive Inc.-ys audio	\$3.14		
			<i>Account Subtotals</i>	\$2,382.47	\$0.00	

Barrington Public Library District
Account Distribution
General Fund

<u>Date</u>	<u>Trans.</u>	<u>Journal</u>	<u>Reference</u>	<u>Debit Amount</u>	<u>Credit Amount</u>	<u>Balance</u>
Account: 10-5330-60 (E-Audio Books)						
8/31/2023			<i>Account Net Change</i>			\$2,382.47
8/31/2023			<i>Account Ending Balance</i>			<u>\$2,382.47</u>
10-5335-00						
Account: 10-5335-00 (Refund for Materials lost & paid)						
8/1/2023			<i>Account Beginning Balance</i>			\$58.49
8/14/2023	9148-9	Accounts Payable	Anna Bernstein-Refund Lion King	\$14.99		
8/14/2023	9148-37	Accounts Payable	MCHENRY PUBLIC LIBRA-refund 1	\$19.95		
			<i>Account Subtotals</i>	<u>\$34.94</u>	<u>\$0.00</u>	
8/31/2023			<i>Account Net Change</i>			<u>\$34.94</u>
8/31/2023			<i>Account Ending Balance</i>			<u>\$93.43</u>
10-5350-20						
Account: 10-5350-20 (AV Video Games)						
8/1/2023			<i>Account Beginning Balance</i>			\$60.00
8/31/2023			<i>Account Net Change</i>			<u>\$0.00</u>
8/31/2023			<i>Account Ending Balance</i>			<u>\$60.00</u>
10-5350-60						
Account: 10-5350-60 (AV Video Games)						
8/1/2023			<i>Account Beginning Balance</i>			\$1,435.84
8/21/2023	9149-107	Accounts Payable	Thomas Klise/Crimson-ys v games	\$65.62		
8/21/2023	9149-109	Accounts Payable	Thomas Klise/Crimson-ys v games	\$40.00		
			<i>Account Subtotals</i>	<u>\$105.62</u>	<u>\$0.00</u>	
8/31/2023			<i>Account Net Change</i>			<u>\$105.62</u>
8/31/2023			<i>Account Ending Balance</i>			<u>\$1,541.46</u>
10-5400-60						
Account: 10-5400-60 (Realia)						
8/1/2023			<i>Account Beginning Balance</i>			\$93.96
8/31/2023			<i>Account Net Change</i>			<u>\$0.00</u>
8/31/2023			<i>Account Ending Balance</i>			<u>\$93.96</u>
10-5500-20						
Account: 10-5500-20 (Electronic information)						
8/1/2023			<i>Account Beginning Balance</i>			\$32,781.70
8/21/2023	9149-5	Accounts Payable	Candid-foundation directory - renewal	\$2,995.00		
8/21/2023	9149-17	Accounts Payable	Value Line Publishin-annual renewal -	\$7,865.00		
			<i>Account Subtotals</i>	<u>\$10,860.00</u>	<u>\$0.00</u>	
8/31/2023			<i>Account Net Change</i>			<u>\$10,860.00</u>
8/31/2023			<i>Account Ending Balance</i>			<u>\$43,641.70</u>
10-5600-00						
Account: 10-5600-00 (Pilot Programs)						
8/1/2023			<i>Account Beginning Balance</i>			\$219.98
8/31/2023			<i>Account Net Change</i>			<u>\$0.00</u>
8/31/2023			<i>Account Ending Balance</i>			<u>\$219.98</u>

Barrington Public Library District
Account Distribution
General Fund

<u>Date</u>	<u>Trans.</u>	<u>Journal</u>	<u>Reference</u>	<u>Debit Amount</u>	<u>Credit Amount</u>	<u>Balance</u>
10-5610-00						
Account: 10-5610-00 (Library programs)						
8/1/2023			<i>Account Beginning Balance</i>			\$675.00
8/31/2023			<i>Account Net Change</i>			\$0.00
8/31/2023			<i>Account Ending Balance</i>			\$675.00
10-5610-12						
Account: 10-5610-12 (Library programs)						
8/1/2023			<i>Account Beginning Balance</i>			\$670.84
8/31/2023			<i>Account Net Change</i>			\$0.00
8/31/2023			<i>Account Ending Balance</i>			\$670.84
10-5610-20						
Account: 10-5610-20 (Library programs)						
8/1/2023			<i>Account Beginning Balance</i>			\$2,754.04
8/7/2023	9140-111	Accounts Payable	Amazon Capital Servi-seed labels	\$573.68		
8/9/2023	9140-3	Accounts Payable	Moon Willow Tai Chi-tai chi class 08	\$85.00		
8/9/2023	9140-117	Accounts Payable	Kimberly McIver-Singing Bird & Nat	\$314.00		
8/14/2023	9148-74	Accounts Payable	Amazon Capital Servi-as flower pot p	\$21.96		
8/21/2023	9149-21	Accounts Payable	ULINE-coin envelopes	\$1,220.00		
8/21/2023	9154-13	Accounts Payable	Amazon Capital Servi-AS popcorn s	\$131.17		
8/21/2023	9154-15	Accounts Payable	Amazon Capital Servi-as fall craft	\$89.74		
8/23/2023	9149-111	Accounts Payable	Lynn Rymarz-8/29/23 Cooks with Boo	\$275.00		
			<i>Account Subtotals</i>	\$2,710.55	\$0.00	
8/31/2023			<i>Account Net Change</i>			\$2,710.55
8/31/2023			<i>Account Ending Balance</i>			\$5,464.59
10-5610-60						
Account: 10-5610-60 (Library programs)						
8/1/2023			<i>Account Beginning Balance</i>			\$1,510.82
8/9/2023	9140-1	Accounts Payable	Jigglejam Production-family concert 08	\$600.00		
8/14/2023	9148-76	Accounts Payable	Amazon Capital Servi-ys bingo tickets	\$8.91		
8/18/2023	9149-3	Accounts Payable	Amazon Capital Servi-ys locks	\$16.29		
8/21/2023	9149-13	Accounts Payable	Amazon Capital Servi-ys dirt books	\$34.40		
8/21/2023	9149-19	Accounts Payable	Amazon Capital Servi-ys circuit prog	\$12.99		
8/21/2023	9154-5	Accounts Payable	Amazon Capital Servi-tshirts & tie dye	\$216.84		
8/21/2023	9154-7	Accounts Payable	Amazon Capital Servi-ys speaker	\$79.73		
8/21/2023	9154-11	Accounts Payable	Amazon Capital Servi-circuit program	\$34.53		
			<i>Account Subtotals</i>	\$1,003.69	\$0.00	
8/31/2023			<i>Account Net Change</i>			\$1,003.69
8/31/2023			<i>Account Ending Balance</i>			\$2,514.51
10-6100-10						
Account: 10-6100-10 (Departmental supplies)						
8/1/2023			<i>Account Beginning Balance</i>			\$1,062.97
8/31/2023			<i>Account Net Change</i>			\$0.00
8/31/2023			<i>Account Ending Balance</i>			\$1,062.97
10-6100-11						
Account: 10-6100-11 (Departmental supplies)						
8/1/2023			<i>Account Beginning Balance</i>			\$80.50

Barrington Public Library District
Account Distribution
General Fund

<u>Date</u>	<u>Trans.</u>	<u>Journal</u>	<u>Reference</u>	<u>Debit Amount</u>	<u>Credit Amount</u>	<u>Balance</u>
Account: 10-6100-11 (Departmental supplies)						
8/31/2023			<i>Account Net Change</i>			\$0.00
8/31/2023			<i>Account Ending Balance</i>			\$80.50
10-6100-60						
Account: 10-6100-60 (Departmental supplies)						
8/1/2023			<i>Account Beginning Balance</i>			\$30.97
8/31/2023			<i>Account Net Change</i>			\$0.00
8/31/2023			<i>Account Ending Balance</i>			\$30.97
10-6200-00						
Account: 10-6200-00 (Office supplies)						
8/1/2023			<i>Account Beginning Balance</i>			\$114.95
8/31/2023			<i>Account Net Change</i>			\$0.00
8/31/2023			<i>Account Ending Balance</i>			\$114.95
10-6200-10						
Account: 10-6200-10 (Office supplies)						
8/1/2023			<i>Account Beginning Balance</i>			\$102.22
8/14/2023	9148-17	Accounts Payable	Amazon Capital Servi-admin supplies	\$62.43		
8/21/2023	9149-23	Accounts Payable	Quill Corporation-pens & folders	\$57.56		
			<i>Account Subtotals</i>	\$119.99	\$0.00	
8/31/2023			<i>Account Net Change</i>			\$119.99
8/31/2023			<i>Account Ending Balance</i>			\$222.21
10-6300-10						
Account: 10-6300-10 (Postage)						
8/1/2023			<i>Account Beginning Balance</i>			\$2,349.99
8/31/2023			<i>Account Net Change</i>			\$0.00
8/31/2023			<i>Account Ending Balance</i>			\$2,349.99
10-6400-13						
Account: 10-6400-13 (Promotional & display materials)						
8/1/2023			<i>Account Beginning Balance</i>			\$2,980.76
8/18/2023	9154-9	Accounts Payable	Amazon Capital Servi-admin labels	\$66.76		
8/21/2023	9154-1	Accounts Payable	signpalace inc.-glass entrance	\$275.00		
			<i>Account Subtotals</i>	\$341.76	\$0.00	
8/31/2023			<i>Account Net Change</i>			\$341.76
8/31/2023			<i>Account Ending Balance</i>			\$3,322.52
10-6500-10						
Account: 10-6500-10 (Fees & Service Charges)						
8/1/2023			<i>Account Beginning Balance</i>			\$2,581.95
8/11/2023	9138-2	Journal Entry	Payroll & Settlement of Taxes	\$1,112.74		
8/17/2023	9166-1	Journal Entry	Barrington Bank Fees	\$304.95		
8/25/2023	9150-2	Journal Entry	Payroll & Settlement of Taxes	\$1,016.51		
8/31/2023	9158-3	Journal Entry	Merchant Account Activity	\$270.36		
			<i>Account Subtotals</i>	\$2,704.56	\$0.00	
8/31/2023			<i>Account Net Change</i>			\$2,704.56

Barrington Public Library District
Account Distribution
General Fund

<u>Date</u>	<u>Trans.</u>	<u>Journal</u>	<u>Reference</u>	<u>Debit Amount</u>	<u>Credit Amount</u>	<u>Balance</u>
Account: 10-6500-10 (Fees & Service Charges)						
8/31/2023			<i>Account Ending Balance</i>			<u>\$5,286.51</u>
10-7500-10						
Account: 10-7500-10 (Security)						
8/1/2023			<i>Account Beginning Balance</i>			\$877.20
8/31/2023			<i>Account Net Change</i>			<u>\$0.00</u>
8/31/2023			<i>Account Ending Balance</i>			<u>\$877.20</u>
10-7600-10						
Account: 10-7600-10 (Utilities-electric)						
8/1/2023			<i>Account Beginning Balance</i>			\$22,636.51
8/31/2023			<i>Account Net Change</i>			<u>\$0.00</u>
8/31/2023			<i>Account Ending Balance</i>			<u>\$22,636.51</u>
10-7700-10						
Account: 10-7700-10 (Telephone)						
8/1/2023			<i>Account Beginning Balance</i>			\$3,385.96
8/7/2023	9140-83	Accounts Payable	AT&T Mobility-july sves	\$841.94		
8/7/2023	9148-11	Accounts Payable	Technology Managemen-com svs 06/	\$950.00		
8/25/2023	9150-23	Journal Entry	Payroll & Settment of Taxes	\$60.00		
			<i>Account Subtotals</i>	<u>\$1,851.94</u>	<u>\$0.00</u>	
8/31/2023			<i>Account Net Change</i>			<u>\$1,851.94</u>
8/31/2023			<i>Account Ending Balance</i>			<u>\$5,237.90</u>
10-8200-00						
Account: 10-8200-00 (Library Building & Grounds Renovation)						
8/1/2023			<i>Account Beginning Balance</i>			\$12,370.22
8/31/2023			<i>Account Net Change</i>			<u>\$0.00</u>
8/31/2023			<i>Account Ending Balance</i>			<u>\$12,370.22</u>
10-8400-12						
Account: 10-8400-12 (Technology Hardware)						
8/1/2023			<i>Account Beginning Balance</i>			\$0.00
8/14/2023	9148-78	Accounts Payable	BSE Inc.-prefilters	\$898.22		
			<i>Account Subtotals</i>	<u>\$898.22</u>	<u>\$0.00</u>	
8/31/2023			<i>Account Net Change</i>			<u>\$898.22</u>
8/31/2023			<i>Account Ending Balance</i>			<u>\$898.22</u>
10-8410-11						
Account: 10-8410-11 (Technology Contingency)						
8/1/2023			<i>Account Beginning Balance</i>			\$499.00
8/31/2023			<i>Account Net Change</i>			<u>\$0.00</u>
8/31/2023			<i>Account Ending Balance</i>			<u>\$499.00</u>
10-8500-11						
Account: 10-8500-11 (Software & Subscriptions)						
8/1/2023			<i>Account Beginning Balance</i>			\$45,443.84
8/1/2023	9140-11	Accounts Payable	Infrascale Inc-aug service	\$20.00		
8/7/2023	9140-73	Accounts Payable	PDQ.com-annual renewal	\$5,100.00		

Barrington Public Library District
Account Distribution
General Fund

<u>Date</u>	<u>Trans.</u>	<u>Journal</u>	<u>Reference</u>	<u>Debit Amount</u>	<u>Credit Amount</u>	<u>Balance</u>
Account: 10-8500-11 (Software & Subscriptions)						
8/14/2023	9148-70	Accounts Payable	CDW Government-trend mico vision o	\$1,706.80		
8/14/2023	9148-86	Accounts Payable	CDW Government-enhanced subscr	\$13,872.77		
			<i>Account Subtotals</i>	\$20,699.57	\$0.00	
8/31/2023			<i>Account Net Change</i>			\$20,699.57
8/31/2023			<i>Account Ending Balance</i>			\$66,143.41
10-8500-12						
Account: 10-8500-12 (Software & Subscriptions)						
8/1/2023			<i>Account Beginning Balance</i>			\$0.00
8/7/2023	9140-13	Accounts Payable	OverDrive Inc.-platform fee	\$5,000.00		
			<i>Account Subtotals</i>	\$5,000.00	\$0.00	
8/31/2023			<i>Account Net Change</i>			\$5,000.00
8/31/2023			<i>Account Ending Balance</i>			\$5,000.00
10-8500-13						
Account: 10-8500-13 (Software & Subscriptions)						
8/1/2023			<i>Account Beginning Balance</i>			\$1,400.19
8/31/2023			<i>Account Net Change</i>			\$0.00
8/31/2023			<i>Account Ending Balance</i>			\$1,400.19
10-9100-00						
Account: 10-9100-00 (Legal fees)						
8/1/2023			<i>Account Beginning Balance</i>			\$405.00
8/7/2023	9140-109	Accounts Payable	Klein, Thorpe and Je-june services	\$1,260.00		
			<i>Account Subtotals</i>	\$1,260.00	\$0.00	
8/31/2023			<i>Account Net Change</i>			\$1,260.00
8/31/2023			<i>Account Ending Balance</i>			\$1,665.00
10-9110-10						
Account: 10-9110-10 (Legal expenses)						
8/1/2023			<i>Account Beginning Balance</i>			\$33.75
8/31/2023			<i>Account Net Change</i>			\$0.00
8/31/2023			<i>Account Ending Balance</i>			\$33.75
10-9200-00						
Account: 10-9200-00 (Consultant fees)						
8/1/2023			<i>Account Beginning Balance</i>			\$21,733.75
8/14/2023	9148-39	Accounts Payable	ENVIROMENTAL CONSULT-tec	\$2,700.00		
8/21/2023	9149-11	Accounts Payable	Lauterbach & Amen, L-July services	\$5,150.00		
8/23/2023	9153-1	Accounts Payable	REVERSE-Marous & Company-DRA		\$4,500.00	
			<i>Account Subtotals</i>	\$7,850.00	\$4,500.00	
8/31/2023			<i>Account Net Change</i>			\$3,350.00
8/31/2023			<i>Account Ending Balance</i>			\$25,083.75
10-9200-10						
Account: 10-9200-10 (Consultant fees)						
8/1/2023			<i>Account Beginning Balance</i>			\$0.00

Barrington Public Library District
Account Distribution
General Fund

<u>Date</u>	<u>Trans.</u>	<u>Journal</u>	<u>Reference</u>	<u>Debit Amount</u>	<u>Credit Amount</u>	<u>Balance</u>
Account: 10-9200-10 (Consultant fees)						
8/14/2023	9148-31	Accounts Payable	Industrial Appraisal-insure valuable ac	\$195.00		
8/14/2023	9148-33	Accounts Payable	Industrial Appraisal-property record re	\$190.00		
			<i>Account Subtotals</i>	\$385.00	\$0.00	
8/31/2023			<i>Account Net Change</i>			\$385.00
8/31/2023			<i>Account Ending Balance</i>			\$385.00
10-9200-11						
Account: 10-9200-11 (Consultant fees)						
8/1/2023			<i>Account Beginning Balance</i>			\$4,235.00
8/7/2023	9140-75	Accounts Payable	Virtek-aug services	\$4,235.00		
			<i>Account Subtotals</i>	\$4,235.00	\$0.00	
8/31/2023			<i>Account Net Change</i>			\$4,235.00
8/31/2023			<i>Account Ending Balance</i>			\$8,470.00
10-9600-00						
Account: 10-9600-00 (Audit expense)						
8/1/2023			<i>Account Beginning Balance</i>			\$0.00
8/14/2023	9148-21	Accounts Payable	ATA Group, LLP-YE financial state	\$4,700.00		
			<i>Account Subtotals</i>	\$4,700.00	\$0.00	
8/31/2023			<i>Account Net Change</i>			\$4,700.00
8/31/2023			<i>Account Ending Balance</i>			\$4,700.00
8/1/2023					<i>Fund Beginning Balance</i>	\$469,401.92
8/31/2023					<i>Fund Net Change</i>	\$477,809.35
8/31/2023					<i>Fund Ending Balance</i>	\$947,211.27
8/1/2023					<i>Grand Total Beginning Balance</i>	\$469,401.92
8/31/2023					<i>Grand Total Net Change</i>	\$477,809.35
8/31/2023					<i>Grand Total Ending Balance</i>	\$947,211.27

Barrington Public Library District Account Distribution

Other Funds

Date	Trans.	Journal	Reference	Debit Amount	Credit Amount	Balance
30-4500-00						
Account: 30-4500-00 (IMRF)						
8/1/2023			<i>Account Beginning Balance</i>			\$0.00
8/3/2023	9163-4	Journal Entry	IMRF funding and payment	\$19,081.57		
8/31/2023	9164-4	Journal Entry	IMRF funding and payment	\$18,217.52		
			<i>Account Subtotals</i>	\$37,299.09	\$0.00	
8/31/2023			<i>Account Net Change</i>			\$37,299.09
8/31/2023			<i>Account Ending Balance</i>			\$37,299.09
8/1/2023					<i>Fund Beginning Balance</i>	\$0.00
8/31/2023					<i>Fund Net Change</i>	\$37,299.09
8/31/2023					<i>Fund Ending Balance</i>	\$37,299.09
35-4100-00						
Account: 35-4100-00 (FICA employer)						
8/1/2023			<i>Account Beginning Balance</i>			\$16,629.80
8/11/2023	9138-29	Journal Entry	Payroll & Settlement of Taxes	\$7,936.02		
8/25/2023	9150-28	Journal Entry	Payroll & Settlement of Taxes	\$8,032.88		
			<i>Account Subtotals</i>	\$15,968.90	\$0.00	
8/31/2023			<i>Account Net Change</i>			\$15,968.90
8/31/2023			<i>Account Ending Balance</i>			\$32,598.70
35-4200-00						
Account: 35-4200-00 (Medicare employer)						
8/1/2023			<i>Account Beginning Balance</i>			\$3,889.20
8/11/2023	9138-30	Journal Entry	Payroll & Settlement of Taxes	\$1,855.97		
8/25/2023	9150-29	Journal Entry	Payroll & Settlement of Taxes	\$1,878.73		
			<i>Account Subtotals</i>	\$3,734.70	\$0.00	
8/31/2023			<i>Account Net Change</i>			\$3,734.70
8/31/2023			<i>Account Ending Balance</i>			\$7,623.90
8/1/2023					<i>Fund Beginning Balance</i>	\$20,519.00
8/31/2023					<i>Fund Net Change</i>	\$19,703.60
8/31/2023					<i>Fund Ending Balance</i>	\$40,222.60
50-6500-10						
Account: 50-6500-10 (Fees & Service Charges)						
8/1/2023			<i>Account Beginning Balance</i>			\$0.00
8/1/2023	9165-6	Journal Entry	Sawyer Falduto Interest	\$430.13		
			<i>Account Subtotals</i>	\$430.13	\$0.00	
8/31/2023			<i>Account Net Change</i>			\$430.13
8/31/2023			<i>Account Ending Balance</i>			\$430.13
50-8200-00						
Account: 50-8200-00 (Library Building & Grounds Renovation)						
8/1/2023			<i>Account Beginning Balance</i>			\$0.00
8/7/2023	9140-85	Accounts Payable	Engberg Anderson, In-lab prj thru july	\$36,214.19		

Barrington Public Library District
Account Distribution
Other Funds

<u>Date</u>	<u>Trans.</u>	<u>Journal</u>	<u>Reference</u>	<u>Debit Amount</u>	<u>Credit Amount</u>	<u>Balance</u>
Account: 50-8200-00 (Library Building & Grounds Renovation)						
8/7/2023	9140-89	Accounts Payable	Engberg Anderson, In-gen prj thru july	\$12,114.47		
			<i>Account Subtotals</i>	\$48,328.66	\$0.00	
8/31/2023			<i>Account Net Change</i>			\$48,328.66
8/31/2023			<i>Account Ending Balance</i>			\$48,328.66
8/1/2023					<i>Fund Beginning Balance</i>	\$0.00
8/31/2023					<i>Fund Net Change</i>	\$48,758.79
8/31/2023					<i>Fund Ending Balance</i>	\$48,758.79
60-7400-10						
Account: 60-7400-10 (Business Insurance)						
8/1/2023			<i>Account Beginning Balance</i>			\$3,792.00
8/31/2023			<i>Account Net Change</i>			\$0.00
8/31/2023			<i>Account Ending Balance</i>			\$3,792.00
8/1/2023					<i>Fund Beginning Balance</i>	\$3,792.00
8/31/2023					<i>Fund Net Change</i>	\$0.00
8/31/2023					<i>Fund Ending Balance</i>	\$3,792.00
70-7620-10						
Account: 70-7620-10 (Utilities-water, sewer)						
8/1/2023			<i>Account Beginning Balance</i>			\$906.76
8/7/2023	9140-105	Accounts Payable	Village of Barrington-june water	\$2,145.48		
			<i>Account Subtotals</i>	\$2,145.48	\$0.00	
8/31/2023			<i>Account Net Change</i>			\$2,145.48
8/31/2023			<i>Account Ending Balance</i>			\$3,052.24
70-7630-10						
Account: 70-7630-10 (Utilities-Garbage)						
8/1/2023			<i>Account Beginning Balance</i>			\$363.70
8/7/2023	9140-79	Accounts Payable	Groot Inc-august services	\$363.73		
			<i>Account Subtotals</i>	\$363.73	\$0.00	
8/31/2023			<i>Account Net Change</i>			\$363.73
8/31/2023			<i>Account Ending Balance</i>			\$727.43
70-7810-30						
Account: 70-7810-30 (Building maintenance & repair)						
8/1/2023			<i>Account Beginning Balance</i>			\$21,708.42
8/1/2023	9132-148	Accounts Payable	AQUALAB Water Treatm-water tre	\$175.00		
8/7/2023	9140-95	Accounts Payable	Cintas-mats	\$37.42		
8/7/2023	9140-113	Accounts Payable	Orkin Pest Control-AUG SERVICES	\$171.99		
8/14/2023	9148-27	Accounts Payable	Metalmaster-Roofmast-leak investiga	\$762.00		
8/14/2023	9148-82	Accounts Payable	Pure Water Concepts-change P12 filt	\$238.00		
8/21/2023	9154-19	Accounts Payable	Folding Partition Se-maint 8/10	\$755.00		
			<i>Account Subtotals</i>	\$2,139.41	\$0.00	
8/31/2023			<i>Account Net Change</i>			\$2,139.41
8/31/2023			<i>Account Ending Balance</i>			\$23,847.83

Barrington Public Library District
Account Distribution
Other Funds

<u>Date</u>	<u>Trans.</u>	<u>Journal</u>	<u>Reference</u>	<u>Debit Amount</u>	<u>Credit Amount</u>	<u>Balance</u>
70-7811-30						
Account: 70-7811-30 (Bldg maintenance supplies)						
8/1/2023			<i>Account Beginning Balance</i>			\$1,325.73
8/31/2023			<i>Account Net Change</i>			\$0.00
8/31/2023			<i>Account Ending Balance</i>			\$1,325.73
70-7812-30						
Account: 70-7812-30 (Repair Contingency)						
8/1/2023			<i>Account Beginning Balance</i>			\$2,260.00
8/7/2023	9140-101	Accounts Payable	Paice Electric Co., -ballasts	\$1,023.00		
8/21/2023	9149-25	Accounts Payable	Paice Electric Co., -lamp repairs	\$2,369.04		
8/21/2023	9149-118	Accounts Payable	Paice Electric Co., -brass floor - mtg r	\$1,677.05		
			<i>Account Subtotals</i>	\$5,069.09	\$0.00	
8/31/2023			<i>Account Net Change</i>			\$5,069.09
8/31/2023			<i>Account Ending Balance</i>			\$7,329.09
70-7820-10						
Account: 70-7820-10 (Equipment maintenance)						
8/1/2023			<i>Account Beginning Balance</i>			\$1,575.64
8/14/2023	9148-13	Accounts Payable	Marco Technologies L-july/aug servi	\$262.60		
8/14/2023	9148-23	Accounts Payable	Today's Business Sol-renewal 2023-202	\$5,252.70		
8/21/2023	9149-7	Accounts Payable	Genesis Technologies-lease agreement	\$1,366.27		
			<i>Account Subtotals</i>	\$6,881.57	\$0.00	
8/31/2023			<i>Account Net Change</i>			\$6,881.57
8/31/2023			<i>Account Ending Balance</i>			\$8,457.21
70-7830-30						
Account: 70-7830-30 (Traffic light)						
8/1/2023			<i>Account Beginning Balance</i>			\$1,543.71
8/31/2023			<i>Account Net Change</i>			\$0.00
8/31/2023			<i>Account Ending Balance</i>			\$1,543.71
70-7840-30						
Account: 70-7840-30 (Site maintenance)						
8/1/2023			<i>Account Beginning Balance</i>			\$1,850.00
8/31/2023			<i>Account Net Change</i>			\$0.00
8/31/2023			<i>Account Ending Balance</i>			\$1,850.00
70-7870-40						
Account: 70-7870-40 (Vehicle operation & maintenance)						
8/1/2023			<i>Account Beginning Balance</i>			\$889.00
8/21/2023	9149-29	Accounts Payable	Wickstrom-brake work	\$869.46		
			<i>Account Subtotals</i>	\$869.46	\$0.00	
8/31/2023			<i>Account Net Change</i>			\$869.46
8/31/2023			<i>Account Ending Balance</i>			\$1,758.46

Barrington Public Library District
Account Distribution
Other Funds

<u>Date</u>	<u>Trans.</u>	<u>Journal</u>	<u>Reference</u>	<u>Debit Amount</u>	<u>Credit Amount</u>	<u>Balance</u>
8/1/2023					<i>Fund Beginning Balance</i>	\$32,422.96
8/31/2023					<i>Fund Net Change</i>	\$17,468.74
8/31/2023					<i>Fund Ending Balance</i>	<u>\$49,891.70</u>
80-4400-10						
Account: 80-4400-10 (Unemployment insurance)						
8/1/2023					<i>Account Beginning Balance</i>	\$0.00
8/9/2023	9145-1	Accounts Payable	LIMRiCC Unemployment-Q2-2023 Un	\$876.94		
			<i>Account Subtotals</i>	\$876.94	\$0.00	
8/31/2023					<i>Account Net Change</i>	\$876.94
8/31/2023					<i>Account Ending Balance</i>	<u>\$876.94</u>
8/1/2023					<i>Fund Beginning Balance</i>	\$0.00
8/31/2023					<i>Fund Net Change</i>	\$876.94
8/31/2023					<i>Fund Ending Balance</i>	<u>\$876.94</u>
90-5610-60						
Account: 90-5610-60 (Library programs)						
8/1/2023					<i>Account Beginning Balance</i>	\$1,434.48
8/21/2023	9149-70	Accounts Payable	Baker & Taylor Books-ys prizes	\$18.17		
			<i>Account Subtotals</i>	\$18.17	\$0.00	
8/31/2023					<i>Account Net Change</i>	\$18.17
8/31/2023					<i>Account Ending Balance</i>	<u>\$1,452.65</u>
8/1/2023					<i>Fund Beginning Balance</i>	\$1,434.48
8/31/2023					<i>Fund Net Change</i>	\$18.17
8/31/2023					<i>Fund Ending Balance</i>	<u>\$1,452.65</u>
8/1/2023					<i>Grand Total Beginning Balance</i>	\$58,168.44
8/31/2023					<i>Grand Total Net Change</i>	\$124,125.33
8/31/2023					<i>Grand Total Ending Balance</i>	<u>\$182,293.77</u>

Barrington Public Library District

Bank Register Report - Operational Checking-Barrington Bank

Month of August 2023

Transaction Number	Transaction Type	Transaction Date	Transaction Reference	Payments	Post Date	Status
1172	Bank Draft	08/14/2023	Nationwide Retirement Solutions	\$2,005.00	08/14/2023	Cleared
12238	Computer Check	08/04/2023	Amazon Capital Services	\$149.39	08/04/2023	Cleared
12239	Computer Check	08/04/2023	AQUALAB Water Treatment	\$175.00	08/04/2023	Cleared
12240	Computer Check	08/04/2023	Baker & Taylor Books	\$5,484.94	08/04/2023	Cleared
12241	Computer Check	08/04/2023	CDW Government	\$6,612.80	08/04/2023	Cleared
12242	Computer Check	08/04/2023	Chicago Tribune	\$236.91	08/04/2023	Cleared
12243	Computer Check	08/04/2023	Cintas	\$37.42	08/04/2023	Cleared
12244	Computer Check	08/04/2023	Complete Cleaning Company	\$1,890.00	08/04/2023	Cleared
12245	Computer Check	08/04/2023	Genesis Technologies, Inc.	\$1,320.13	08/04/2023	Cleared
12246	Computer Check	08/04/2023	IHLS-OCLC	\$34,493.10	08/04/2023	Cleared
12247	Computer Check	08/04/2023	Ingram Library Services	\$3,452.61	08/04/2023	Cleared
12248	Computer Check	08/04/2023	Johnson Controls Security Solutions AKA Tyco	\$877.20	08/04/2023	Cleared
12249	Computer Check	08/04/2023	Michael Stagg	\$2,260.00	08/04/2023	Cleared
12250	Computer Check	08/04/2023	MidAmerican Energy Company	\$11,897.63	08/04/2023	Cleared
12251	Computer Check	08/04/2023	Midwest Tape	\$1,578.89	08/04/2023	Cleared
12252	Computer Check	08/04/2023	Nationwide Retirement Solutions	\$2,005.00	08/04/2023	Cleared
12253	Computer Check	08/04/2023	Naxos of America Inc	\$2,100.00	08/04/2023	Cleared
12254	Computer Check	08/04/2023	Parties with Character	\$294.00	08/04/2023	Cleared
12255	Computer Check	08/04/2023	PEERLESS NETWORK INC	\$459.02	08/04/2023	Cleared
12256	Computer Check	08/04/2023	Responsible Electronic Recycling L3C	\$80.50	08/04/2023	Outstanding
12257	Computer Check	08/04/2023	Thomas Klise/Crimson Multimedia	\$298.99	08/04/2023	Cleared
12258	Computer Check	08/04/2023	TK Elevator Corporation	\$751.52	08/04/2023	Cleared
12259	Computer Check	08/09/2023	Amazon Capital Services	\$573.68	08/09/2023	Cleared
12260	Computer Check	08/09/2023	AT&T Mobility	\$841.94	08/09/2023	Outstanding
12261	Computer Check	08/09/2023	Cintas	\$37.42	08/09/2023	Cleared
12262	Computer Check	08/09/2023	ComPsych Corporation	\$1,620.00	08/09/2023	Cleared
12263	Computer Check	08/09/2023	ELIZABETH FELICE	\$26.00	08/09/2023	Cleared
12264	Computer Check	08/09/2023	Engberg Anderson, Inc.	\$48,328.66	08/09/2023	Cleared
12265	Computer Check	08/09/2023	Groot Inc	\$363.73	08/09/2023	Cleared
12266	Computer Check	08/09/2023	Infrascale Inc	\$20.00	08/09/2023	Cleared
12267	Computer Check	08/09/2023	Jigglejam Productions	\$600.00	08/09/2023	Cleared
12268	Computer Check	08/09/2023	JILLIAN LAUE	\$17.99	08/09/2023	Cleared
12269	Computer Check	08/09/2023	Kimberly McIver	\$314.00	08/09/2023	Cleared
12270	Computer Check	08/09/2023	Klein, Thorpe and Jenkins, Ltd.	\$1,260.00	08/09/2023	Cleared
12271	Computer Check	08/09/2023	Midwest Tape	\$3,873.93	08/09/2023	Cleared
12272	Computer Check	08/09/2023	Allison K Deputy	\$85.00	08/09/2023	Cleared
12273	Computer Check	08/09/2023	Morningstar, Inc	\$7,561.00	08/09/2023	Cleared
12274	Computer Check	08/09/2023	Orkin Pest Control	\$171.99	08/09/2023	Cleared
12275	Computer Check	08/09/2023	OverDrive Inc.	\$53,906.94	08/09/2023	Cleared
12276	Computer Check	08/09/2023	Paice Electric Co., Div of Midwest Electrical Systems	\$1,023.00	08/09/2023	Outstanding
12277	Computer Check	08/09/2023	PDQ.com	\$5,100.00	08/09/2023	Cleared
12278	Computer Check	08/09/2023	Village of Barrington	\$2,145.48	08/09/2023	Cleared
12279	Computer Check	08/09/2023	Virtek	\$4,235.00	08/09/2023	Cleared
12280	Computer Check	08/09/2023	Wellness Insurance Network	\$38,128.04	08/09/2023	Cleared
12281	Computer Check	08/09/2023	LIMRiCC Unemployment Compensation Group	\$876.94	08/09/2023	Cleared
12282	Computer Check	08/18/2023	Amazon Capital Services	\$200.42	08/18/2023	Cleared
12283	Computer Check	08/18/2023	Anna Bernstein	\$14.99	08/18/2023	Cleared
12284	Computer Check	08/18/2023	ATA Group, LLP	\$4,700.00	08/18/2023	Cleared
12285	Computer Check	08/18/2023	Barrington Postmaster	\$310.00	08/18/2023	Cleared
12286	Computer Check	08/18/2023	BSE Inc.	\$898.22	08/18/2023	Cleared
12287	Computer Check	08/18/2023	CDW Government	\$15,579.57	08/18/2023	Cleared
12288	Computer Check	08/18/2023	ENVIRONMENTAL CONSULTING & TECHNOLOGY INC	\$2,700.00	08/18/2023	Cleared
12289	Computer Check	08/18/2023	Industrial Appraisal Company	\$385.00	08/18/2023	Cleared
12290	Computer Check	08/18/2023	Victoria Lee	\$60.00	08/18/2023	Cleared
12291	Computer Check	08/18/2023	Marco Technologies LLC	\$262.60	08/18/2023	Cleared
12292	Computer Check	08/18/2023	MCHENRY PUBLIC LIBRARY DISTRICT	\$19.95	08/18/2023	Cleared
12293	Computer Check	08/18/2023	Metalmaster-Roofmaster	\$762.00	08/18/2023	Cleared
12294	Computer Check	08/18/2023	Midwest Tape	\$24,133.23	08/18/2023	Cleared
12295	Computer Check	08/18/2023	NEW ENGLAND HISTORIC GENEALOGICAL SOCIETY	\$250.00	08/18/2023	Cleared
12296	Computer Check	08/18/2023	OverDrive Inc.	\$3.14	08/18/2023	Cleared
12297	Computer Check	08/18/2023	Pure Water Concepts	\$238.00	08/18/2023	Outstanding
12298	Computer Check	08/18/2023	Technology Management Rev Fund	\$950.00	08/18/2023	Outstanding
12299	Computer Check	08/18/2023	Today's Business Solutions, Inc.	\$5,252.70	08/18/2023	Cleared

12300	Computer Check	08/18/2023	Wellness Insurance Network	\$38,824.08	08/18/2023	Cleared
12301	Computer Check	08/23/2023	Amazon Capital Services	\$259.21	08/23/2023	Voided
12302	Computer Check	08/23/2023	Baker & Taylor Books	\$4,576.06	08/23/2023	Voided
12303	Computer Check	08/23/2023	Bottom Line Personal	\$39.00	08/23/2023	Voided
12304	Computer Check	08/23/2023	Candid	\$2,995.00	08/23/2023	Voided
12305	Computer Check	08/23/2023	Genesis Technologies, Inc.	\$1,366.27	08/23/2023	Voided
12306	Computer Check	08/23/2023	Ingram Library Services	\$3,255.98	08/23/2023	Voided
12307	Computer Check	08/23/2023	Lauterbach & Amen, LLP	\$5,150.00	08/23/2023	Voided
12308	Computer Check	08/23/2023	Lynn Rymarz	\$275.00	08/23/2023	Voided
12309	Computer Check	08/23/2023	Midwest Tape	\$288.00	08/23/2023	Voided
12310	Computer Check	08/23/2023	Paice Electric Co., Div of Midwest Electrical Systems	\$4,046.09	08/23/2023	Voided
12311	Computer Check	08/23/2023	Quill Corporation	\$57.56	08/23/2023	Voided
12312	Computer Check	08/23/2023	Thomas Klise/Crimson Multimedia	\$105.62	08/23/2023	Voided
12313	Computer Check	08/23/2023	ULINE	\$1,220.00	08/23/2023	Voided
12314	Computer Check	08/23/2023	Value Line Publishing LLC	\$7,865.00	08/23/2023	Voided
12315	Computer Check	08/23/2023	Wickstrom	\$934.41	08/23/2023	Voided
12316	Computer Check	08/23/2023	Amazon Capital Services	\$259.21	08/23/2023	Cleared
12317	Computer Check	08/23/2023	Baker & Taylor Books	\$4,576.06	08/23/2023	Cleared
12318	Computer Check	08/23/2023	Bottom Line Personal	\$39.00	08/23/2023	Outstanding
12319	Computer Check	08/23/2023	Candid	\$2,995.00	08/23/2023	Cleared
12320	Computer Check	08/23/2023	Genesis Technologies, Inc.	\$1,366.27	08/23/2023	Cleared
12321	Computer Check	08/23/2023	Ingram Library Services	\$3,255.98	08/23/2023	Cleared
12322	Computer Check	08/23/2023	Lauterbach & Amen, LLP	\$5,150.00	08/23/2023	Outstanding
12323	Computer Check	08/23/2023	Lynn Rymarz	\$275.00	08/23/2023	Outstanding
12324	Computer Check	08/23/2023	Midwest Tape	\$288.00	08/23/2023	Cleared
12325	Computer Check	08/23/2023	Paice Electric Co., Div of Midwest Electrical Systems	\$4,046.09	08/23/2023	Outstanding
12326	Computer Check	08/23/2023	Quill Corporation	\$57.56	08/23/2023	Outstanding
12327	Computer Check	08/23/2023	Thomas Klise/Crimson Multimedia	\$105.62	08/23/2023	Outstanding
12328	Computer Check	08/23/2023	ULINE	\$1,220.00	08/23/2023	Cleared
12329	Computer Check	08/23/2023	Value Line Publishing LLC	\$7,865.00	08/23/2023	Cleared
12330	Computer Check	08/23/2023	Wickstrom	\$934.41	08/23/2023	Cleared

Total Check, Bank Draft and One Time Checks - August 2023

(\$377,547.89)

**Barrington Public Library District
Encumbrances
August 1, 2023**

Materials

Library Materials Expenditures at 08/31/2023 per Expenditures Report	114,185.96
Encumbered Materials - 08/31/2023	52,746.23
Encumbered e-Materials - 08/31/2023	-
Total	<u>166,932.19</u>
Library Materials Working Budget	<u>890,122.12</u>
Estimated % to Budget	<u>18.75%</u>

Programs

Library Program Expenditures at 08/31/2023 per Expenditures Report	10,997.57
Encumbered Programs - 08/31/2023	1,260.00
Total	<u>12,257.57</u>
Library Programs Working Budget	<u>87,350.00</u>
Estimated % to Budget	<u>14.03%</u>



Schwab One® Account of
**BARRINGTON PUBLIC LIBRARY
DISTRICT**

Account Number
9383-4772

Statement Period
August 1-31, 2023

Need help reading this statement?
Visit www.schwab.com/StatementUserGuide for more information.

Your Independent Investment Manager and/or Advisor

SFAM LLC
589 S YORK ST
ELMHURST IL 60126-4463
1 (630) 941-8560

The custodian of your brokerage account is: Charles Schwab & Co., Inc.

Table of Contents	Page
Terms and Conditions.....	2
Change in Account Value.....	3
Asset Composition.....	3
Gain or (Loss) Summary.....	4
Income Summary.....	4
Cash Transactions Summary.....	5
Realized Gain or (Loss).....	20
Transaction Detail.....	20
Money Market Fund (Sweep) Detail.....	22
Endnotes For Your Account.....	23

BARRINGTON PUBLIC LIBRARY
DISTRICT
505 N NORTHWEST HWY
BARRINGTON IL 60010-3354

SAWYER FALDUTO
ASSET MANAGEMENT, LLC

Your Independent Investment Advisor is not affiliated with or an agent of Schwab and Schwab does not supervise or endorse your Advisor.



Terms and Conditions

GENERAL INFORMATION AND KEY TERMS:

This Account statement is furnished solely by Charles Schwab & Co., Inc. ("Schwab") for your Account at Schwab ("Account"). Unless otherwise defined herein, capitalized terms have the same meanings as in your Account Agreement. If you receive any other communication from any source other than Schwab which purports to represent your holdings at Schwab (including balances held at a Depository Institution) you should verify its content with this statement.

AIP (Automatic Investment Plan) Customers: Schwab receives remuneration in connection with certain transactions effected through Schwab. If you participate in a systematic investment program through Schwab, the additional information normally detailed on a trade confirmation will be provided upon request.

Average Daily Balance: Average daily composite of all cash balances that earn interest and all loans from Schwab that are charged interest.

Bank Sweep and Bank Sweep for Benefit Plans Features: Schwab acts as your agent and custodian in establishing and maintaining your Deposit Account(s) as a feature of your brokerage account(s). Deposit accounts held through bank sweep features constitute direct obligations of one of more FDIC insured banks ("Affiliated Banks") that are affiliated with Schwab and are not obligations of Schwab. Funds swept to Affiliated Banks are eligible for deposit insurance from the FDIC up to the applicable limits for each bank for funds held in the same insurable capacity. The balance in the Deposit Accounts can be withdrawn on your order and the proceeds returned to your brokerage account or remitted to you as provided in your Account Agreement. For information on FDIC insurance and its limits, as well as other important disclosures about the bank sweep feature(s) in your account, please refer to the Cash Features Disclosure Statement available online or from a Schwab representative.

Cash: Any Free Credit Balance owed by us to you payable upon demand which, although accounted for on our books of record, is not segregated and may be used in the conduct of this firm's business.

Dividend Reinvestment Customers: Dividend reinvestment transactions were effected by Schwab acting as a principal for its own account, except for the reinvestment of Schwab dividends, for which an independent broker-dealer acted as the buying agent. Further information on these transactions will be furnished upon written request.

Interest: For the Schwab One Interest, Bank Sweep, and Bank Sweep for Benefit Plans features, interest is paid for a period that may differ from the Statement Period. Balances include interest paid as indicated on your statement by Schwab or one or more of its Affiliated Banks. These balances do not include interest that may have accrued during the Statement Period after interest is paid. The interest paid may include interest that accrued in the prior Statement Period. For the Schwab One Interest feature, interest accrues daily from the second-to-last business day of the prior month and is posted on the second-to-last business day of the current month. For the bank sweep feature(s), interest accrues daily from the 16th day of the prior month and is credited/posted on the first business day after the 15th of the current month. If, on any given day, the interest that Schwab calculates for the Free Credit Balances in the Schwab One Interest feature in your brokerage account is less than \$.005, you will not accrue any interest on that day. For balances held at banks affiliated with Schwab in the Bank Sweep and Bank Sweep for Benefit Plans features, interest will accrue even if the amount is less than \$.005.

Margin Account Customers: This is a combined statement of your margin account and special memorandum account maintained for you under Section 220.5 of Regulation T issued by the Board of Governors of the Federal Reserve System. The permanent record of the separate account as required by Regulation T is available for your inspection.

Securities purchased on margin are Schwab's collateral for the loan to you. It is important that you fully understand the risks involved in trading securities on margin. These risks include:

- You can lose more funds than you deposit in the margin account.
- Schwab can force the sale of securities or other assets in any of your account(s) to maintain the required account equity without contacting you.
- You are not entitled to choose which assets are liquidated nor are you entitled to an extension of time on a margin call.
- Schwab can increase both its "house" maintenance margin requirements and the maintenance margin requirements for your Account at any time without advance written notice to you.

Market Price: The most recent price evaluation available to Schwab on the last business day of the report period, normally the last trade price or bid as of market close. Unpriced securities denote that no market evaluation update is currently available. Price evaluations are obtained from outside parties. Schwab shall have no responsibility for the accuracy or timeliness of any such valuations. Assets Not held at Schwab Are not held in your Account or covered by the Account's SIPC account protection and are not otherwise in Schwab's custody and are being provided as a courtesy to you. Information on Assets Not Held at Schwab, including but not limited to valuations, is reported solely based on information you provide to Schwab. Schwab can neither validate nor certify the existence of Assets Not Held at Schwab or the accuracy, completeness or timeliness of the information about Assets Not Held at Schwab, whether provided by you or otherwise. Descriptions of Assets Not Held at Schwab may be abbreviated or truncated. Some securities, especially thinly traded equities in the OTC market or foreign markets, may not report the most current price and are indicated as Stale Priced. Certain Limited Partnership (direct participation programs) and unlisted Real Estate Investment Trust (REIT) securities, for which you may see a value on your monthly Account statement that reflects the issuer's appraised or estimated value, are not listed on a national securities exchange, and are generally illiquid. Even if you are able to sell such securities, the price received may be less than the per share appraised estimated value provided in the account statement.

Market Value: The Market Value is computed by multiplying the Market Price by the Quantity of Shares. This is the dollar value of your present holdings in your specified Schwab Account or a summary of the Market Value summed over multiple accounts.

Non-Publicly Traded Securities: All assets shown on this statement, other than certain direct investments which may be held by a third party, are held in your Account. Values of certain Non-Publicly Traded Securities may be furnished by a third party as provided by Schwab's Account Agreement. Schwab shall have no responsibility for the accuracy or timeliness of such valuations. The Securities Investor Protection Corporation (SIPC) does not cover many limited partnership interests.

Schwab Sweep Money Funds: Includes the primary money market funds into which Free Credit Balances may be automatically invested pursuant to your Account Agreement. Schwab or an affiliate acts and receives compensation as the Investment Advisor, Shareholder Service Agent and Distributor for the Schwab Sweep Money Funds. The amount of such compensation is disclosed in the prospectus. The yield information for Schwab Sweep Money Funds is the current 7-day yield as of the statement period. Yields vary. If on any given day, the accrued daily dividend for your selected sweep money fund as calculated for your account is less than 1/2 of 1 cent (\$.0005), your account will not earn a dividend for that day. In addition, if you do not accrue at least 1 daily dividend of \$0.01 during a pay period, you will not receive a money market dividend for that period. Schwab and the Schwab Sweep Money Funds investment advisor may be voluntarily reducing a portion of a Schwab Sweep Money Fund's expenses. Without these reductions, yields would have been lower.

Securities Products and Services: Securities products and services

are offered by Charles Schwab & Co., Inc., Member SIPC. Securities products and services, including unswept intraday funds and net credit balances held in brokerage accounts are not deposits or other obligations of, or guaranteed by, any bank, are not FDIC insured, and are subject to investment risk and may lose value. SIPC does not cover balances held at banks affiliated with Schwab in the Bank Sweep and Bank Sweep for Benefit Plans features. Please see your Cash Feature Disclosure Statement for more information on insurance coverage. **Yield to Maturity:** This is the actual average annual return on a note if held to maturity.

Gain (or Loss): Unrealized Gain or (Loss) and Realized Gain or (Loss) sections ("Gain/Loss Section(s)") contain a gain or a loss summary of your Account. This information has been provided on this statement at the request of your Advisor, if applicable. This information is not a solicitation or a recommendation to buy or sell. Schwab does not provide tax advice and encourages you to consult with your tax professional. Please view the Cost Basis Disclosure Statement for additional information on how gain (or loss) is calculated and how Schwab reports adjusted cost basis information to the IRS.

Accrued Income: Accrued Income is the sum of the total accrued interest and/or accrued dividends on positions held in your Account, but the interest and/or dividends have not been received into your account. Schwab makes no representation that the amounts shown (or any other amount) will be received. Accrued amounts are not covered by SIPC account protection until actually received and held in the Account.

IN CASE OF ERRORS OR DISCREPANCIES: If you find an error or discrepancy relating to your brokerage activity (other than an electronic fund transfer) you must notify us promptly, but no later than 10 days after this statement is sent or made available to you. If this statement shows that we have mailed or delivered security certificate(s) that you have not received, notify Schwab immediately. You may call us at 800-435-4000. (Outside the U.S., call +1-415-667-8400.) If you're a client of an independent investment advisor, call us at 800-515-2157. Any oral communications should be re-confirmed in writing to further protect your rights, including rights under the Securities Investor Protection Act (SIPA). If you do not so notify us, you agree that the statement activity and Account balance are correct for all purposes with respect to those brokerage transactions.

IN CASE OF COMPLAINTS: If you have a complaint regarding your Schwab statement, products or services, please write to the Client Advocacy Team at Charles Schwab & Co., Inc., Attention: Client Advocacy Team, 211 Main St., San Francisco, CA 94105, USA, or call Schwab Signature Alliance at 800-515-2157.

Address Changes: If you fail to notify Schwab in writing of any change of address or phone number, you may not receive important notifications about your Account, and trading or other restrictions might be placed on your Account.

Additional Information:

We are required by law to report to the Internal Revenue Service adjusted cost basis information (if applicable), certain payments to you and credits to your Account during the calendar year. Retain this statement for income tax purposes. A financial statement for your inspection is available at Schwab's offices or a copy will be mailed to you upon written request. Any third party trademarks appearing herein are the property of their respective owners. Schwab and Charles Schwab Bank are affiliates of each other and subsidiaries of the Charles Schwab Corporation.

© 2023 Charles Schwab & Co., Inc. ("Schwab"). All rights reserved. Member SIPC.

(0822-20UL)



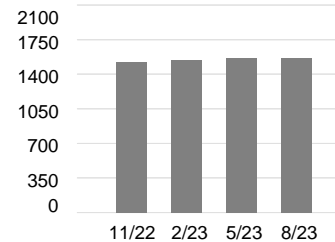
Schwab One® Account of
**BARRINGTON PUBLIC LIBRARY
 DISTRICT**

Account Number
9383-4772

Statement Period
August 1-31, 2023

Account Value as of 08/31/2023: \$ 1,572,601.02

Change in Account Value	This Period	Year to Date	Account Value [in Thousands]
Starting Value	\$ 1,567,864.41	\$ 1,539,335.26	
Credits	3,488.66	16,093.59	
Debits	0.00	(1,263.75)	
Transfer of Securities (In/Out)	0.00	0.00	
Income Reinvested	(79.74)	(347.82)	
Change in Value of Investments	1,327.69	18,783.74	
Ending Value on 08/31/2023	\$ 1,572,601.02	\$ 1,572,601.02	
<i>Accrued Income^d</i>	6,760.02		
Ending Value with Accrued Income^d	\$ 1,579,361.04		
Total Change in Account Value	\$ 4,736.61	\$ 33,265.76	
Total Change with Accrued Income^d	\$ 11,496.63		



Asset Composition	Market Value	% of Account Assets
Cash and Money Market Funds [Sweep]	\$ 4,040.04	<1%
Fixed Income	1,568,560.98	100%
Total Assets Long	\$ 1,572,601.02	
Total Account Value	\$ 1,572,601.02	100%

SAWYER FALDUTO
 ASSET MANAGEMENT, LLC

Your Independent Investment Advisor is not affiliated with or an agent of Schwab and Schwab does not supervise or endorse your Advisor.



Schwab One® Account of
**BARRINGTON PUBLIC LIBRARY
 DISTRICT**

Account Number
9383-4772

Statement Period
August 1-31, 2023

Gain or (Loss) Summary	Realized Gain or (Loss) This Period		Unrealized Gain or (Loss)
	Short Term	Long Term	
All Investments	\$0.00	\$0.00 ^b	\$(139,228.13) ^b

Values may not reflect all of your gains/losses; Schwab has provided accurate gain and loss information wherever possible for most investments. Cost basis may be incomplete or unavailable for some of your holdings and may change or be adjusted in certain cases. Statement information should not be used for tax preparation, instead refer to official tax documents. For additional information refer to Terms and Conditions.

Income Summary	This Period		Year to Date	
	Federally Tax-Exempt	Federally Taxable	Federally Tax-Exempt	Federally Taxable
Money Funds Dividends	0.00	79.74	0.00	309.38
Certificate of Deposit Interest	0.00	784.97	0.00	5,177.59
Treasury Bond Interest	0.00	887.50	0.00	1,762.50
Municipal Bond Interest	0.00	800.20	0.00	3,052.38
Agency Security Interest	0.00	936.25	0.00	5,565.80
Total Income	0.00	3,488.66	0.00	15,867.65
Accrued Interest Paid ⁴	0.00	(682.22)	0.00	(862.08)

⁴Certain accrued interest paid on taxable bonds may be deductible; consult your tax advisor.



Cash Transactions Summary

	This Period	Year to Date
Starting Cash *	\$ 36,172.60	\$ 3,415.57
Deposits and other Cash Credits	0.00	0.00
Investments Sold	15,000.00	201,000.00
Dividends and Interest	3,488.66	15,999.84
Withdrawals and other Debits	0.00	0.00
Investments Purchased	(50,621.22)	(215,205.37)
Fees and Charges	0.00	(1,170.00)
Total Cash Transaction Detail	(32,132.56)	624.47
Ending Cash *	\$ 4,040.04	\$ 4,040.04

*Cash (includes any cash debit balance) held in your account plus the value of any cash invested in a sweep money fund.

Investment Detail - Cash and Money Market Funds [Sweep]

Cash	Starting Balance	Ending Balance	% of Account Assets
Cash	0.00	487.50	<1%
Total Cash	0.00	487.50	<1%

Money Market Funds [Sweep]	Quantity	Market Price	Market Value	% of Account Assets
Schwab Government Money: SWGXX	3,552.5400	1.0000	3,552.54	<1%
Total Money Market Funds [Sweep]			3,552.54	<1%
Total Cash and Money Market Funds [Sweep]			4,040.04	<1%



Investment Detail - Fixed Income

	Par	Market Price	Market Value	Adjusted Cost Basis	% of Account Assets	Unrealized Gain or (Loss)	Estimated Annual Income
U.S. Treasuries	Units Purchased	Cost Per Unit	Cost Basis		Acquired		Yield to Maturity
US TREASUR NT 2.5%04/24	20,000.0000	98.09375	19,618.75	19,930.40	1%	(311.65)	500.00
UST NOTE DUE 04/30/24	20,000.0000	99.6520	19,930.40	19,930.40	05/17/22	(311.65)	2.68%
CUSIP: 91282CEK3							Accrued Interest: 168.48
US TREASUR NT 0.25%06/24	35,000.0000	96.04687	33,616.40	34,773.25	2%	(1,156.85)	87.50
UST NOTE DUE 06/15/24	35,000.0000	99.3521	34,773.25	34,773.25	06/25/21	(1,156.85)	0.47%
CUSIP: 91282CCG4							Accrued Interest: 18.65
US TREASUR NT 1.5%11/24	15,000.0000	95.46875	14,320.31	15,000.43	<1%	(680.12)^b	225.00
UST NOTE DUE 11/30/24	15,000.0000	100.0048	15,000.73	15,000.43	02/04/22	(680.12) ^b	1.49%
CUSIP: 912828YV6							Accrued Interest: 57.17
US TREASUR NT 1%12/24	35,000.0000	94.76562	33,167.97	34,758.21	2%	(1,590.24)	350.00
UST NOTE DUE 12/15/24	35,000.0000	99.3091	34,758.21	34,758.21	01/14/22	(1,590.24)	1.24%
CUSIP: 91282CDN8							Accrued Interest: 74.59
US TREASU NT 1.125%02/25	25,000.0000	94.29687	23,574.22	24,870.37	1%	(1,296.15)	281.25
UST NOTE DUE 02/28/25	25,000.0000	99.4814	24,870.37	24,870.37	01/21/22	(1,296.15)	1.29%
CUSIP: 912828ZC7							Accrued Interest: 0.77
US TREASU NT 4.625%02/25	15,000.0000	99.29687	14,894.53	14,994.00	<1%	(99.47)	693.75
UST NOTE DUE 02/28/25	15,000.0000	99.9600	14,994.00	14,994.00	02/22/23	(99.47)	4.64%
CUSIP: 91282CGN5							Accrued Interest: 1.91
US TREASU NT 0.375%12/25	50,000.0000	90.59375	45,296.88	49,274.93	3%	(3,978.05)	187.50
UST NOTE DUE 12/31/25	50,000.0000	98.5498	49,274.93	49,274.93	06/14/21	(3,978.05)	0.69%
CUSIP: 91282CBC4							Accrued Interest: 32.10



Investment Detail - Fixed Income (continued)

	Par	Market Price	Market Value	Adjusted Cost Basis	% of Account Assets	Unrealized Gain or (Loss)	Estimated Annual Income
U.S. Treasuries (continued)	Units Purchased	Cost Per Unit	Cost Basis		Acquired		Yield to Maturity
US TREASUR NT 4%02/26	20,000.0000	98.40625	19,681.25	19,940.60	1%	(259.35)	800.00
UST NOTE DUE 02/15/26	20,000.0000	99.7030	19,940.60	19,940.60	02/09/23	(259.35)	4.10%
CUSIP: 91282CGL9						Accrued Interest: 36.96	
Total U.S. Treasuries	215,000.0000		204,170.31	213,542.19	13%	(9,371.88) ^b	3,125.00
		Total Cost Basis:	213,542.49				

Total Accrued Interest for U.S. Treasuries: 390.63

	Par	Market Price	Market Value	Adjusted Cost Basis	% of Account Assets	Unrealized Gain or (Loss)	Estimated Annual Income
Agency Securities	Units Purchased	Cost Per Unit	Cost Basis		Acquired		Yield to Maturity
FFCB 0.29%23	35,000.0000	99.12750	34,694.63	34,977.60	2%	(282.97)	101.50
DUE 11/02/23	35,000.0000	99.9360	34,977.60	34,977.60	11/04/20	(282.97)	0.31%
CUSIP: 3133EMFB3						Accrued Interest: 33.55	
MOODY'S: NR S&P: AA+							
FFCB 0.25%24	25,000.0000	97.52670	24,381.68	24,986.40	2%	(604.72)	62.50
DUE 02/26/24	25,000.0000	99.9456	24,986.40	24,986.40	03/02/21	(604.72)	0.26%
CUSIP: 3133EMRZ7						Accrued Interest: 0.87	
MOODY'S: Aaa S&P: AA+							
FFCB 0.37%24	10,000.0000	97.30170	9,730.17	9,980.83	<1%	(250.66)	37.00
DUE 03/15/24	10,000.0000	99.8083	9,980.83	9,980.83	05/24/21	(250.66)	0.43%
CUSIP: 3133EMTD4						Accrued Interest: 17.06	
MOODY'S: Aaa S&P: AA+							



Investment Detail - Fixed Income (continued)

	Par	Market Price	Market Value	Adjusted Cost Basis	% of Account Assets	Unrealized Gain or (Loss)	Estimated Annual Income
Agency Securities (continued)	Units Purchased	Cost Per Unit	Cost Basis		Acquired		Yield to Maturity
FHLB 5.47%24	15,000.0000	100.05580	15,008.37	15,009.00	<1%	(0.63)	N/A
DUE 06/10/24	15,000.0000	100.0600	15,009.00	15,009.00	08/21/23	(0.63)	5.37%
CUSIP: 3130AWSB7							
MOODY'S: NR S&P: NR							
						Accrued Interest: 69.69	
FEDERAL HOME STRIP 0%24	23,000.0000	95.43410	21,949.84	N/A	1%	(791.94)^b	N/A
DUE 07/15/24	23,000.0000	96.8254	22,269.86	22,741.78	01/19/22	(791.94) ^b	1.30%
STRIP FM 0%07/15/24							
CUSIP: 3134A4ND2							
MOODY'S: Aaa S&P: NR							
FHLB 5%24	20,000.0000	99.35290	19,870.58	19,975.40	1%	(104.82)	1,000.00
DUE 11/15/24	20,000.0000	99.8770	19,975.40	19,975.40	02/09/23	(104.82)	5.07%
CALLABLE 11/15/23 AT 100.00000							
CUSIP: 3130AURF3							
MOODY'S: Aaa S&P: AA+							
						Accrued Interest: 44.44	
FEDERAL NTNL STRIP 0%24	13,000.0000	93.67440	12,177.67	N/A	<1%	(719.80)^b	N/A
DUE 11/29/24	13,000.0000	97.8569	12,721.40	12,897.47	07/02/21	(719.80) ^b	0.63%
STRIP FM 0%11/29/24							
CUSIP: 31364DCU8							
MOODY'S: NR S&P: NR							



Investment Detail - Fixed Income (continued)

	Par	Market Price	Market Value	Adjusted Cost Basis	% of Account Assets	Unrealized Gain or (Loss)	Estimated Annual Income
Agency Securities (continued)	Units Purchased	Cost Per Unit	Cost Basis		Acquired		Yield to Maturity
FHLB 5%25	25,000.0000	99.33120	24,832.80	24,955.12	2%	(122.32)	1,250.00
DUE 01/27/25	25,000.0000	99.8204	24,955.12	24,955.12	10/13/22	(122.32)	5.08%
CALLABLE 10/27/23 AT 100.00000							
CUSIP: 3130ATMM6							
MOODY'S: Aaa S&P: AA+							
						Accrued Interest: 118.06	
FEDERAL HOME LN M 5.4%26	15,000.0000	99.35590	14,903.39	14,998.75	<1%	(95.36)	810.00
DUE 02/23/26	15,000.0000	99.9916	14,998.75	14,998.75	02/22/23	(95.36)	5.40%
CALLABLE 02/23/24 AT 100.00000							
CUSIP: 3134GYKA9							
MOODY'S: Aaa S&P: AA+							
						Accrued Interest: 18.00	
FFCB 1.02%27	25,000.0000	88.39350	22,098.38	24,596.25	1%	(2,497.87)	255.00
DUE 04/27/27	25,000.0000	98.3850	24,596.25	24,596.25	12/27/21	(2,497.87)	1.33%
CUSIP: 3133ELXZ2							
MOODY'S: Aaa S&P: AA+							
						Accrued Interest: 87.83	
FHLB 1%27	75,000.0000	88.09600	66,072.00	74,480.25	4%	(8,408.25)	750.00
DUE 06/11/27	75,000.0000	99.3070	74,480.25	74,480.25	06/16/21	(8,408.25)	1.12%
CUSIP: 3130AMTF9							
MOODY'S: Aaa S&P: AA+							
						Accrued Interest: 166.67	
FHLB 1.125%28	50,000.0000	86.24110	43,120.55	49,550.80	3%	(6,430.25)	562.50
DUE 06/09/28	50,000.0000	99.1016	49,550.80	49,550.80	06/18/21	(6,430.25)	1.26%
CUSIP: 3130AMH47							
MOODY'S: Aaa S&P: AA+							
						Accrued Interest: 128.13	



Investment Detail - Fixed Income (continued)

	Par	Market Price	Market Value	Adjusted Cost Basis	% of Account Assets	Unrealized Gain or (Loss)	Estimated Annual Income
Agency Securities (continued)	Units Purchased	Cost Per Unit	Cost Basis		Acquired		Yield to Maturity
FFCB 1.125%29	50,000.0000	83.99110	41,995.55	49,333.70	3%	(7,338.15)	562.50
DUE 03/13/29	30,000.0000	99.6470	29,894.10	29,894.10	09/01/21	(4,696.77)	1.17%
CUSIP: 3133ELTG9	20,000.0000	97.1980	19,439.60	19,439.60	12/13/21	(2,641.38)	1.53%
MOODY'S: Aaa S&P: AA+							
Cost Basis			49,333.70				Accrued Interest: 262.50
FFCB 4%29	25,000.0000	97.58710	24,396.78	25,056.91	2%	(660.13)^b	1,000.00
DUE 09/27/29	25,000.0000	100.2330	25,058.25	25,056.91	02/09/23	(660.13) ^b	3.95%
CUSIP: 3133EN4T4							
MOODY'S: Aaa S&P: AA+							Accrued Interest: 427.78
FFCB 3.125%30	10,000.0000	92.12400	9,212.40	9,981.03	<1%	(768.63)	312.50
DUE 04/26/30	10,000.0000	99.8103	9,981.03	9,981.03	05/13/22	(768.63)	3.15%
CUSIP: 3133ENVH0							
MOODY'S: Aaa S&P: AA+							Accrued Interest: 108.51
FFCB 1.04%30	30,000.0000	79.69740	23,909.22	28,407.60	2%	(4,498.38)	312.00
DUE 07/08/30	30,000.0000	94.6920	28,407.60	28,407.60	12/29/21	(4,498.38)	1.71%
CUSIP: 3133ELS88							
MOODY'S: Aaa S&P: AA+							Accrued Interest: 45.93
FFCB 3.48%31	27,000.0000	93.26240	25,180.85	27,614.22	2%	(2,433.37)^b	939.60
DUE 03/12/31	27,000.0000	102.4700	27,666.91	27,614.22	05/20/22	(2,433.37) ^b	3.15%
CUSIP: 3133EAGS1							
MOODY'S: Aaa S&P: AA+							Accrued Interest: 441.09
FFCB 3.02%31	10,000.0000	89.40910	8,940.91	9,745.23	<1%	(804.32)	302.00
DUE 11/28/31	10,000.0000	97.4523	9,745.23	9,745.23	05/17/22	(804.32)	3.33%
CUSIP: 3133EGP41							
MOODY'S: Aaa S&P: AA+							Accrued Interest: 78.02



Investment Detail - Fixed Income (continued)

	Par	Market Price	Market Value	Adjusted Cost Basis	% of Account Assets	Unrealized Gain or (Loss)	Estimated Annual Income
Agency Securities (continued)	Units Purchased	Cost Per Unit	Cost Basis		Acquired		Yield to Maturity
FHLB 1.625%31	50,000.0000	79.84440	39,922.20	49,737.95	3%	(9,815.75)	812.50
DUE 12/12/31	50,000.0000	99.4759	49,737.95	49,737.95	12/28/21	(9,815.75)	1.68%
CUSIP: 3130APZA6							
MOODY'S: Aaa S&P: AA+							
						Accrued Interest: 178.30	
FEDERAL HOME LN 2.75%32	35,000.0000	87.41330	30,594.66	33,391.40	2%	(2,796.74)	962.50
DUE 03/12/32	35,000.0000	95.4040	33,391.40	33,391.40	05/04/22	(2,796.74)	3.30%
CUSIP: 3130ARJV4							
MOODY'S: Aaa S&P: AA+							
						Accrued Interest: 451.84	
FFCB 4%32	15,000.0000	93.06620	13,959.93	14,995.00	<1%	(1,035.07)	600.00
DUE 04/19/32	15,000.0000	99.9666	14,995.00	14,995.00	04/19/22	(1,035.07)	4.00%
CUSIP: 3133ENUV0							
MOODY'S: Aaa S&P: AA+							
						Accrued Interest: 220.00	
Total Agency Securities	583,000.0000		526,952.56	541,773.44	34%	(50,460.13) ^b	10,632.10
		Total Cost Basis:	576,818.73				

Total Accrued Interest for Agency Securities: 2,898.27



Investment Detail - Fixed Income (continued)

	Par	Market Price	Market Value	Adjusted Cost Basis	% of Account Assets	Unrealized Gain or (Loss)	Estimated Annual Income
Municipal Bonds	Units Purchased	Cost Per Unit	Cost Basis		Acquired		Yield to Maturity
LANE CMNTY CLG 0.851%25	25,000.0000	92.52700	23,131.75	25,025.19	1%	(1,893.44)^b	212.75
GO UTX DUE 06/15/25 TAXBL CUSIP: 515182EJ8 MOODY'S: Aa1 S&P: NR	25,000.0000	100.1990	25,049.75	25,025.19	06/17/21	(1,893.44) ^b	0.80%
						Accrued Interest: 44.91	
ARLINGTON CNTY V 0.79%25	15,000.0000	92.31300	13,846.95	15,000.00	<1%	(1,153.05)	118.50
GO UTX DUE 08/01/25 XTRO TAXBL CUSIP: 041431VG9 MOODY'S: Aaa S&P: AAA	15,000.0000	100.0000	15,000.00	15,000.00	06/18/21	(1,153.05)	0.78%
						Accrued Interest: 9.87	
N HAVEN CT 0.943%25	50,000.0000	91.82800	45,914.00	50,000.00	3%	(4,086.00)	471.50
VP DUE 10/01/25 TAXBL CUSIP: 659579ZZ2 MOODY'S: NR S&P: AAA	50,000.0000	100.0000	50,000.00	50,000.00	06/29/21	(4,086.00)	0.94%
						Accrued Interest: 196.46	
WILL ETC CN IL CCD 1%26	45,000.0000	89.09800	40,094.10	45,000.00	3%	(4,905.90)	450.00
DB UTX DUE 06/01/26 TAXBL CUSIP: 969080JB7 MOODY'S: Aa2 S&P: NR	45,000.0000	100.0000	45,000.00	45,000.00	06/11/21	(4,905.90)	1.00%
						Accrued Interest: 112.50	
KRUM TX ISD 0.73%26	50,000.0000	90.36100	45,180.50	49,449.00	3%	(4,268.50)	365.00
GO UTX DUE 08/15/26 TAXBL CUSIP: 501098TA5 MOODY'S: NR S&P: AAA	50,000.0000	98.8980	49,449.00	49,449.00	07/02/21	(4,268.50)	0.95%
						Accrued Interest: 16.22	



Investment Detail - Fixed Income (continued)

	Par	Market Price	Market Value	Adjusted Cost Basis	% of Account Assets	Unrealized Gain or (Loss)	Estimated Annual Income
	Units Purchased	Cost Per Unit	Cost Basis		Acquired		Yield to Maturity
Municipal Bonds (continued)							
ELK GROVE VLG IL 1.2%27	25,000.0000	88.77100	22,192.75	25,000.00	1%	(2,807.25)	300.00
GO UTX DUE 01/01/27	25,000.0000	100.0000	25,000.00	25,000.00	07/15/21	(2,807.25)	1.20%
TAXBL							
CUSIP: 287299MT5							
MOODY'S: NR S&P: AA+							
						Accrued Interest: 50.00	
GUNNISON ETC CO	30,000.0000	87.23400	26,170.20	29,619.00	2%	(3,448.80)	419.70
1.399%27							
GO UTX DUE 12/01/27	30,000.0000	98.7300	29,619.00	29,619.00	10/20/21	(3,448.80)	1.61%
TAXBL							
CUSIP: 402892DL4							
MOODY'S: Aa2 S&P: NR							
						Accrued Interest: 104.93	
KENDALL CNTY IL 1.74%28	10,000.0000	86.70000	8,670.00	9,916.30	<1%	(1,246.30)	174.00
GO UTX DUE 02/01/28	10,000.0000	99.1630	9,916.30	9,916.30	11/04/21	(1,246.30)	1.88%
TAXBL							
CUSIP: 488683KG7							
MOODY'S: NR S&P: AA							
						Accrued Interest: 14.50	
MC ALLEN TX ISD 3%28	15,000.0000	92.90500	13,935.75	14,689.35	<1%	(753.60)	450.00
GO UTX DUE 02/15/28	15,000.0000	97.9290	14,689.35	14,689.35	05/20/22	(753.60)	3.40%
TAXBL							
CUSIP: 579100UQ9							
MOODY'S: Aaa S&P: NR							
						Accrued Interest: 20.00	



Investment Detail - Fixed Income (continued)

	Par	Market Price	Market Value	Adjusted Cost Basis	% of Account Assets	Unrealized Gain or (Loss)	Estimated Annual Income
Municipal Bonds (continued)	Units Purchased	Cost Per Unit	Cost Basis		Acquired		Yield to Maturity
COLUMBIA TN 1.05%28	25,000.0000	82.89600	20,724.00	23,928.50	1%	(3,204.50)	262.50
GO UTX DUE 12/01/28 TAXBL CALLABLE 12/01/26 AT 100.00000 CUSIP: 198558RH3 MOODY'S: NR S&P: AA+	25,000.0000	95.7140	23,928.50	23,928.50	11/19/21	(3,204.50)	1.70%
						Accrued Interest: 65.63	
SAN ANTONIO TEX 1.643%30	30,000.0000	82.87600	24,862.80	29,199.60	2%	(4,336.80)	492.90
GO LTX DUE 02/01/30 TAXBL CUSIP: 79623PEV3 MOODY'S: Aaa S&P: AAA	30,000.0000	97.3320	29,199.60	29,199.60	12/10/21	(4,336.80)	2.00%
						Accrued Interest: 41.08	
OSWEGO IL 1.95%30	25,000.0000	82.09500	20,523.75	25,000.00	1%	(4,476.25)	487.50
GO UTX DUE 12/15/30 TAXBL CALLABLE 12/15/29 AT 100.00000 CUSIP: 688664PV7 MOODY'S: Aa2 S&P: NR	25,000.0000	100.0000	25,000.00	25,000.00	07/16/21	(4,476.25)	1.95%
						Accrued Interest: 102.92	
Total Municipal Bonds	345,000.0000		305,246.55	341,826.94	19%	(36,580.39) ^b	4,204.35
		Total Cost Basis:	341,851.50				

Total Accrued Interest for Municipal Bonds: 779.02



Investment Detail - Fixed Income (continued)

	Par	Market Price	Market Value	Adjusted Cost Basis	% of Account Assets	Unrealized Gain or (Loss)	Estimated Annual Income
CDs & BAs	Units Purchased	Cost Per Unit	Cost Basis		Acquired		Yield to Maturity
BANK HAPOALIM B.M 0.3%23	40,000.0000	99.81440	39,925.76	39,886.40	3%	39.36	120.00
CD FDIC INS DUE 09/14/23 IL CUSIP: 06251A2E9 MOODY'S: NR S&P: NR	40,000.0000	99.7160	39,886.40	39,886.40	09/22/20	39.36	0.39%
						Accrued Interest: 56.22	
FLAGSTAR BANK, N. 0.3%23	50,000.0000	99.08650	49,543.25	49,970.00	3%	(426.75)	150.00
CD FDIC INS DUE 11/09/23 US CUSIP: 649447UE7 MOODY'S: NR S&P: NR	50,000.0000	99.9400	49,970.00	49,970.00	10/16/20	(426.75)	0.32%
						Accrued Interest: 47.26	
BMW BANK OF NORTH 0.3%23	24,000.0000	98.57630	23,658.31	23,976.00	2%	(317.69)	72.00
CD FDIC INS DUE 12/18/23 US CUSIP: 05580AYD0 MOODY'S: NR S&P: NR	24,000.0000	99.9000	23,976.00	23,976.00	12/22/20	(317.69)	0.33%
						Accrued Interest: 14.79	
CHARLES SCHWAB B 5.05%25	35,000.0000	99.72260	34,902.91	34,930.00	2%	(27.09)	1,767.50
CD FDIC INS DUE 03/28/25 US CUSIP: 15987UBA5 MOODY'S: NR S&P: NR	35,000.0000	99.8000	34,930.00	34,930.00	08/04/23	(27.09)	5.17%
						Accrued Interest: 750.58	



Investment Detail - Fixed Income (continued)

	Par	Market Price	Market Value	Adjusted Cost Basis	% of Account Assets	Unrealized Gain or (Loss)	Estimated Annual Income
CDs & BAs (continued)	Units Purchased	Cost Per Unit	Cost Basis		Acquired		Yield to Maturity
TRISTATE CAPITAL BA 5%26	25,000.0000	100.02790	25,006.98	25,000.00	2%	6.98	1,250.00
CD FDIC INS DUE 03/30/26 US CUSIP: 89677DJE7 MOODY'S: NR S&P: NR	25,000.0000	100.0000	25,000.00	25,000.00	03/28/23	6.98	4.99%
							Accrued Interest: 530.82
UBS BANK USA 0.85%26	28,000.0000	89.85090	25,158.25	27,914.04	2%	(2,755.79)	238.00
CD FDIC INS DUE 04/28/26 US CALLABLE 10/28/23 AT 100.00000 CUSIP: 90348JJ35 MOODY'S: NR S&P: NR	28,000.0000	99.6930	27,914.04	27,914.04	06/14/21	(2,755.79)	0.91%
							Accrued Interest: 2.61
SALLIE MAE BANK 1%26	50,000.0000	89.66620	44,833.10	49,878.00	3%	(5,044.90)	500.00
CD FDIC INS DUE 07/08/26 US CUSIP: 7954506Y6 MOODY'S: NR S&P: NR	50,000.0000	99.7560	49,878.00	49,878.00	07/01/21	(5,044.90)	1.05%
							Accrued Interest: 75.34
TOYOTA FINL SAVI 2.15%27	50,000.0000	91.58270	45,791.35	50,134.30	3%	(4,342.95)^b	1,075.00
CD FDIC INS DUE 02/25/27 US CUSIP: 89235MMV0 MOODY'S: NR S&P: NR	50,000.0000	100.3750	50,187.50	50,134.30	03/04/22	(4,342.95) ^b	2.07%
							Accrued Interest: 20.62



Investment Detail - Fixed Income (continued)

	Par	Market Price	Market Value	Adjusted Cost Basis	% of Account Assets	Unrealized Gain or (Loss)	Estimated Annual Income
CDs & BAs (continued)	Units Purchased	Cost Per Unit	Cost Basis		Acquired		Yield to Maturity
DISCOVER BANK 4.8%27	20,000.0000	100.06580	20,013.16	20,000.00	1%	13.16	960.00
CD FDIC INS DUE 04/05/27	20,000.0000	100.0000	20,000.00	20,000.00	03/29/23	13.16	4.79%
US							
CUSIP: 2546733P9							
MOODY'S: NR S&P: NR							
						Accrued Interest: 391.89	
CAPITAL ONE BANK 3.05%27	15,000.0000	94.27090	14,140.64	14,977.50	<1%	(836.86)	457.50
CD FDIC INS DUE 05/04/27	15,000.0000	99.8500	14,977.50	14,977.50	04/27/22	(836.86)	3.08%
US							
CUSIP: 14042TFW2							
MOODY'S: NR S&P: NR							
						Accrued Interest: 150.41	
SPRING BANK 4.2%28	25,000.0000	98.41690	24,604.23	24,437.29	2%	166.94	1,050.00
CD FDIC INS DUE 01/10/28	25,000.0000	97.7491	24,437.29	24,437.29	03/28/23	166.94	4.72%
US							
CUSIP: 84943RAB0							
MOODY'S: NR S&P: NR							
						Accrued Interest: 66.16	
STATE BANK OF IND 1.5%28	75,000.0000	86.87330	65,154.98	75,000.00	4%	(9,845.02)	1,125.00
CD FDIC INS DUE 06/16/28	75,000.0000	100.0000	75,000.00	75,000.00	06/14/21	(9,845.02)	1.49%
IN							
CUSIP: 856285VZ1							
MOODY'S: NR S&P: NR							
						Accrued Interest: 237.33	



Investment Detail - Fixed Income (continued)

	Par	Market Price	Market Value	Adjusted Cost Basis	% of Account Assets	Unrealized Gain or (Loss)	Estimated Annual Income
CDs & BAs (continued)	Units Purchased	Cost Per Unit	Cost Basis		Acquired		Yield to Maturity
CELTIC BANK CORP 4.4%28	10,000.0000	99.69920	9,969.92	10,000.00	<1%	(30.08)	440.00
CD FDIC INS DUE 12/19/28 US CUSIP: 15118RA98 MOODY'S: NR S&P: NR	10,000.0000	100.0000	10,000.00	10,000.00	12/07/22	(30.08)	4.39%
							Accrued Interest: 15.67
MINNWEST BANK 1%29	30,000.0000	83.45040	25,035.12	28,721.70	2%	(3,686.58)	300.00
CD FDIC INS DUE 01/29/29 US CUSIP: 60425SJK3 MOODY'S: NR S&P: NR	30,000.0000	95.7390	28,721.70	28,721.70	12/16/21	(3,686.58)	1.63%
							Accrued Interest: 3.29
LIVE OAK BANKING 1.35%29	50,000.0000	84.41160	42,205.80	49,810.50	3%	(7,604.70)	675.00
CD FDIC INS DUE 06/29/29 US CUSIP: 538036QN7 MOODY'S: NR S&P: NR	50,000.0000	99.6210	49,810.50	49,810.50	06/18/21	(7,604.70)	1.40%
							Accrued Interest: 57.33



Investment Detail - Fixed Income (continued)

	Par	Market Price	Market Value	Adjusted Cost Basis	% of Account Assets	Unrealized Gain or (Loss)	Estimated Annual Income
CDs & BAs (continued)	Units Purchased	Cost Per Unit	Cost Basis		Acquired		Yield to Maturity
MERCHANTS BANK 1.6%30	50,000.0000	84.49560	42,247.80	50,371.56	3%	(8,123.76)^b	800.00
CD FDIC INS DUE 04/30/30 US CUSIP: 588526AX1 MOODY'S: NR S&P: NR	50,000.0000	100.9150	50,457.50	50,371.56	08/02/21	(8,123.76) ^b	1.48%
						Accrued Interest: 271.78	
Total CDs & BAs	577,000.0000		532,191.56	575,007.29	34%	(42,815.73)^b	10,980.00
			Total Cost Basis:	575,146.43			
Total Accrued Interest for CDs & BAs: 2,692.10							
Total Fixed Income	1,720,000.0000		1,568,560.98	1,672,149.86	100%	(139,228.13)^b	28,941.45
			Total Cost Basis:	1,707,359.15			

Accrued Interest represents the interest that would be received if the fixed income investment was sold prior to the coupon payment.
 Yield to Maturity is the actual average annual return on a note if held to maturity.

Estimated Annual Income ("EAI") and Estimated Yield ("EY") calculations are for informational purposes only and are derived from information provided by outside parties. Schwab cannot guarantee the accuracy of such information. Since the interest and dividends are subject to change at any time, they should not be relied upon exclusively for making investment decisions. The actual income and yield might be lower or higher than the estimated amounts. EY is based upon EAI and the current price of the security and will fluctuate. For certain types of securities, the calculations could include a return of principal or capital gains in which case EAI and EY would be overstated. EY and EAI are not promptly updated to reflect when an issuer has missed a regular payment or announced changes to future payments, in which case EAI and EY will continue to display at a prior rate.

Total Investment Detail	1,572,601.02
Total Account Value	1,572,601.02
Total Cost Basis	1,707,359.15



Realized Gain or (Loss)

Long Term	Quantity/Par	Acquired/ Opened	Sold/ Closed	Total Proceeds	Cost Basis	Realized Gain or (Loss)
					Adjusted	Adjusted
BMW BANK OF NORTH 0.3XXX**MATURED** US: 05580AWU4	15,000.0000	05/21/21	08/14/23	15,000.00	15,006.15	(6.15)
					15,000.00	0.00 ^b
Total Long Term				15,000.00	15,006.15	(6.15)
					15,000.00	0.00 ^b
Total Realized Gain or (Loss)				15,000.00	15,006.15	(6.15)
					15,000.00	0.00 ^b

Schwab has provided accurate realized gain and loss information wherever possible for most investments. Cost basis data may be incomplete or unavailable for some of your holdings. If all data for a given investment is not available, the investment will not be listed here.

Option Customers: Realized gain/loss of underlying securities is adjusted to reflect the premiums of assigned or exercised options. Please consult IRS publication 550, Investment Income and Expenses, for additional information on Options.

Transaction Detail - Purchases & Sales

Fixed Income Activity

Settle Date	Trade Dat	Transaction	Description	Par	Unit Price	Charges and Interest	Total Amount
08/08/23	08/04/23	Bought	CHARLES SCHWAB B 5.05%25 CD FDIC INS DUE 03/28/25: 15987UBA5 With accrued interest of \$634.36	35,000.0000	99.8000	634.36	(35,564.36)
08/14/23	08/14/23	CD Maturity	BMW BANK OF NORTH 0.3XXX **MATURED**: 05580AWU4	(15,000.0000)		0.00	



Transaction Detail - Purchases & Sales (continued)

Fixed Income Activity (continued)

Settle Date	Trade Dat	Transaction	Description	Par	Unit Price	Charges and Interest	Total Amount
08/14/23	08/14/23	CD Maturity	BMW BANK OF NORTH 0.3XXX **MATURED**: 05580AWU4			0.00	15,000.00
08/22/23	08/21/23	Bought	FHLB 5.47%24 DUE 06/10/24: 3130AWSB7 With accrued interest of \$47.86	15,000.0000	100.0600	47.86	(15,056.86)

Total Fixed Income Activity							(35,621.22)
Total Purchases & Sales							(35,621.22)

Transaction Detail - Dividends & Interest (including Money Market Fund dividends reinvested)

Transaction Date	Process Date	Activity	Description	Credit/(Debit)
08/01/23	08/01/23	Bond Interest	ARLINGTON CNTY V 0.79%25: 041431VG9	59.25
08/01/23	08/01/23	Bond Interest	KENDALL CNTY IL 1.74%28: 488683KG7	87.00
08/01/23	08/01/23	CD Interest	LIVE OAK BANKING 1.35%29: 538036QN7	57.33
08/01/23	08/01/23	Bond Interest	SAN ANTONIO TEX 1.643%30: 79623PEV3	246.45
08/09/23	08/09/23	CD Interest	SPRING BANK 4.2%28: 84943RAB0	89.18
08/14/23	08/14/23	CD Interest	BMW BANK OF NORTH 0.3XXX: 05580AWU4	22.32
08/15/23	08/15/23	Bond Interest	FHLB 5%24: 3130AURF3	500.00
08/15/23	08/15/23	Bond Interest	KRUM TX ISD 0.73%26: 501098TA5	182.50
08/15/23	08/15/23	Bond Interest	MC ALLEN TX ISD 3%28: 579100UQ9	225.00
08/15/23	08/15/23	Dividend	SCHWAB GOVERNMENT MONEY: SWGXX	79.74
08/15/23	08/15/23	Bond Interest	US TREASUR NT 4%02/26: 91282CGL9	400.00



Transaction Detail - Dividends & Interest (including Money Market Fund dividends reinvested) (continued)

Transaction Date	Process Date	Activity	Description	Credit/(Debit)
08/19/23	08/21/23	CD Interest	CELTIC BANK CORP 4.4%28: 15118RA98	37.37
08/23/23	08/23/23	Bond Interest	FEDERAL HOME LN M 5.4%26: 3134GYKA9	405.00
08/25/23	08/25/23	CD Interest	TOYOTA FINL SAVI 2.15%27: 89235MMV0	533.08
08/26/23	08/28/23	Bond Interest	FFCB 0.25%24: 3133EMRZ7	31.25
08/28/23	08/28/23	CD Interest	MINNWEST BANK 1%29: 60425SJQ3	25.48
08/28/23	08/28/23	CD Interest	UBS BANK USA 0.85%26: 90348JJ35	20.21
08/31/23	08/31/23	Bond Interest	US TREASU NT 1.125%02/25: 912828ZC7	140.62
08/31/23	08/31/23	Bond Interest	US TREASU NT 4.625%02/25: 91282CGN5	346.88
Total Dividends & Interest				3,488.66
Total Transaction Detail				(32,132.56)

Money Market Fund (Sweep) Detail

SCHWAB GOVERNMENT MONEY Activity

Settle Date	Transaction	Quantity	Unit Price	Purchase/Debit	Sale/Credit
Opening # of Shares: 36,172.6000					
08/02/23	Purchased	450.0300	1.0000	450.03	
08/08/23	Redeemed	35,564.3600	1.0000		35,564.36
08/10/23	Purchased	89.1800	1.0000	89.18	
08/15/23	Purchased	15,022.3200	1.0000	15,022.32	
08/15/23	Dividend	79.7400	1.0000	79.74	
08/16/23	Purchased	1,307.5000	1.0000	1,307.50	
08/22/23	Redeemed	15,019.4900	1.0000		15,019.49
08/24/23	Purchased	405.0000	1.0000	405.00	
08/28/23	Purchased	533.0800	1.0000	533.08	



Money Market Fund (Sweep) Detail (continued)

Schwab Government Money Activity (continued)

Settle Date	Transaction	Quantity	Unit Price	Purchase/Debit	Sale/Credit
08/29/23	Purchased	76.9400	1.0000	76.94	
Closing # of Shares: 3,552.5400					
Total Schwab Government Money Activity				17,963.79	50,583.85
Total Money Market Fund (Sweep)				17,963.79	50,583.85

Schwab GOVT MMF Average Yield For The Most Recent Pay Period: 4.86%; 7-Day Yield: 0.00%.

Endnotes For Your Account

Symbol Endnote Legend

- b** When available, Adjusted Cost Basis values are used in Gain or (Loss) calculations.
- d** Accrued Income is the sum of the total accrued interest and/or accrued dividends on positions held in your brokerage account, but the income and/or dividends have not been received into your account and Schwab makes no representation that they will. Accrued amounts are not covered by SIPC account protection until actually received and held in the account.

Schwab Institutional is a division of Charles Schwab & Co., Inc., and provides back office brokerage and related services to independent investment advisors and retirement plan providers. Schwab is a registered broker-dealer and is not affiliated with your Investment Advisor whose name appears on this statement ("Advisors") except in the case of Charles Schwab Investment Advisory, Inc. ("CSIA"), Schwab Private Client Investment Advisory, Inc. ("SPCIA"), or an affiliated company that may act as the investment advisor on a fund. Schwab neither endorses nor recommends any particular Advisor or its investment strategy and has no responsibility to monitor trading by any Advisor in your Account. Schwab has not verified any statement accompanying any Advisor's logo appearing on this statement. Not all of these products and services may benefit your Account, and Schwab may provide them to Advisors on the Advisor's commitment to place a certain amount of its clients' assets in brokerage accounts at Schwab within a certain period of time. This commitment could influence an Advisor's recommendation or requirement that its clients establish brokerage accounts at Schwab. For questions about this statement, or if there is a change in your financial situation, investment objectives, or risk profile, please contact your Independent Investment Manager and/or Advisor.



Monthly Investment Performance Report

Barrington Area Library District



Presented by:

Thomas S. Sawyer, Managing Partner
John J. Falduto, Managing Partner
Edward J. Lavin, Chief Investment Officer
David M. Harrington, Director of Portfolio Management



Sawyer Falduto Asset Management, LLC
589 S. York Street
Elmhurst, IL 60126
O: (630) 941-8560
www.sawyerfalduto.com

As of August 31, 2023

Table of Contents

Account Overview 3

Performance History 4

Bond Analysis 5

Holdings 6

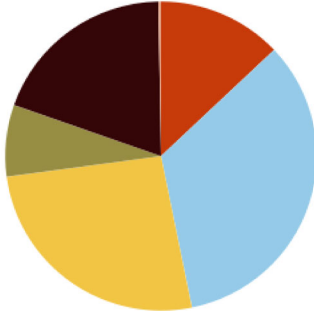
Transactions 11

There may be a slight difference in the ending value between this report and the Schwab statement due to accrued income, timing of transactions, and/or rounding. The Schwab statement continues to be the official custodial record for the account.

Account Overview

Barrington Area Library District

Portfolio Allocation



Subsector	Current Value	Current Percent
U.S. Treasury	\$204,561	13.0%
Certificate of Deposit	\$534,849	33.9%
U.S. Government Agency	\$411,407	26.0%
U.S. Government Agency - Callable	\$118,443	7.5%
Taxable Municipal	\$306,026	19.4%
Cash Equivalent	\$4,040	0.3%
Total	\$1,579,325	100.0%

Cash Flow Review

	Month to Date	Quarter to Date	Year to Date	Inception to Date (8/4/2016)
Beginning Market Value	\$1,574,884	\$1,570,765	\$1,543,578	\$0
Contributions / Additions	\$0	\$0	\$0	\$1,587,849
Distributions	\$0	\$0	\$0	\$0
Capital Appreciation	\$1,930	\$4,110	\$19,298	(\$140,324)
Income/Expenses	\$3,489	\$4,573	\$14,698	\$133,136
Change in Accrued	(\$977)	(\$123)	\$1,752	(\$1,335)
Ending Market Value	\$1,579,325	\$1,579,325	\$1,579,325	\$1,579,325
Investment Gain	\$4,442	\$8,561	\$35,747	(\$8,523)

Projected Income

Description	Q4 2023	Q1 2024	Q2 2024	Q3 2024	Total
U.S. Treasury	\$675	\$888	\$675	\$888	\$3,125
Certificate of Deposit	\$2,476	\$3,004	\$2,367	\$3,003	\$10,850
U.S. Government Agency	\$1,497	\$1,920	\$2,202	\$1,888	\$7,507
U.S. Government Agency - Callable	\$351	\$1,549	\$300	\$1,530	\$3,729
Taxable Municipal	\$1,152	\$950	\$1,152	\$950	\$4,204
Cash Equivalent	\$50	\$50	\$50	\$50	\$200
Total	\$6,201	\$8,360	\$6,746	\$8,309	\$29,615

Projected Income and Maturities

Description	Q4 2023	Q1 2024	Q2 2024	Q3 2024	Total
U.S. Treasury	\$675	\$888	\$55,675	\$888	\$58,125
Certificate of Deposit	\$76,476	\$3,004	\$2,367	\$3,003	\$84,850
U.S. Government Agency	\$1,497	\$26,920	\$17,202	\$24,888	\$70,507
U.S. Government Agency - Callable	\$35,351	\$11,549	\$300	\$1,530	\$48,729
Taxable Municipal	\$1,152	\$950	\$1,152	\$950	\$4,204
Cash Equivalent	\$50	\$50	\$50	\$50	\$200
Total	\$115,201	\$43,360	\$76,746	\$31,309	\$266,615

Information in this report was compiled using data from the custodian available as of the publishing date. While we believe the data to be reliable, we do not independently verify pricing and valuation data. Please refer to the official statements provided by the account custodian. All date period references are on a calendar year basis. Fiscal year reports are available by request. Past performance does not guarantee future investment results.

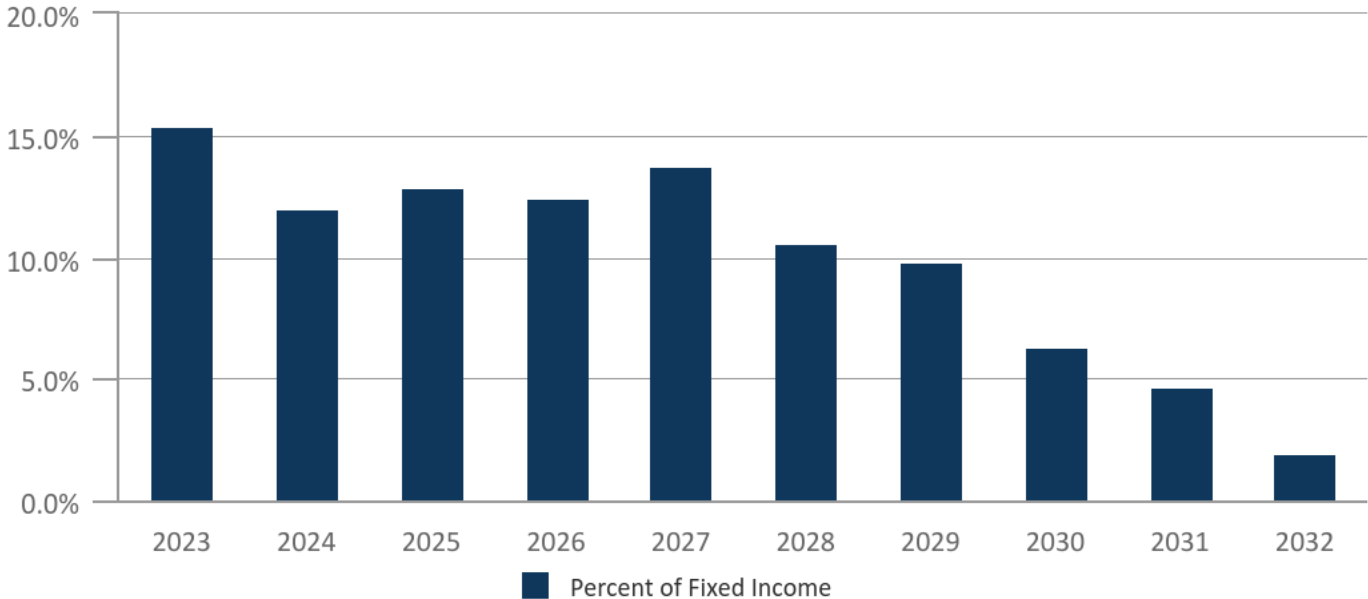
Performance History

Barrington Area Library District

	Start Value	Inflows	Outflows	End Value	Net Investment Gain
Since Inception					
Third Quarter 2023	\$1,570,765	\$0	\$0	\$1,579,325	\$8,561
Second Quarter 2023	\$1,564,821	\$0	\$0	\$1,570,765	\$5,944
First Quarter 2023	\$1,543,578	\$0	\$0	\$1,564,821	\$21,243
Fourth Quarter 2022	\$1,536,127	\$0	\$0	\$1,543,578	\$7,451
Third Quarter 2022	\$1,577,521	\$0	\$0	\$1,536,127	(\$41,395)
Second Quarter 2022	\$1,619,229	\$0	\$0	\$1,577,521	(\$41,708)
First Quarter 2022	\$1,675,988	\$0	\$0	\$1,619,229	(\$56,759)
Fourth Quarter 2021	\$1,687,069	\$0	\$0	\$1,675,988	(\$11,080)
Third Quarter 2021	\$1,684,659	\$0	\$0	\$1,687,069	\$2,409
Second Quarter 2021	\$1,094,758	\$587,849	\$0	\$1,684,659	\$2,053
First Quarter 2021	\$1,094,941	\$0	\$0	\$1,094,758	(\$183)
Fourth Quarter 2020	\$1,093,102	\$0	\$0	\$1,094,941	\$1,840
Third Quarter 2020	\$1,091,276	\$0	\$0	\$1,093,102	\$1,826
Second Quarter 2020	\$1,078,109	\$0	\$0	\$1,091,276	\$13,167
First Quarter 2020	\$1,062,482	\$0	\$0	\$1,078,109	\$15,627
Fourth Quarter 2019	\$1,056,736	\$0	\$0	\$1,062,482	\$5,746
Third Quarter 2019	\$1,044,244	\$0	\$0	\$1,056,736	\$12,491
Second Quarter 2019	\$1,032,253	\$0	\$0	\$1,044,244	\$11,991
First Quarter 2019	\$1,020,500	\$0	\$0	\$1,032,253	\$11,754
Fourth Quarter 2018	\$1,014,294	\$0	\$0	\$1,020,500	\$6,206
Third Quarter 2018	\$1,009,937	\$0	\$0	\$1,014,294	\$4,357
Second Quarter 2018	\$1,006,721	\$0	\$0	\$1,009,937	\$3,216
First Quarter 2018	\$1,006,063	\$0	\$0	\$1,006,721	\$658
Fourth Quarter 2017	\$1,006,364	\$0	\$0	\$1,006,063	(\$301)
Third Quarter 2017	\$1,003,336	\$0	\$0	\$1,006,364	\$3,028
Second Quarter 2017	\$1,000,928	\$0	\$0	\$1,003,336	\$2,408
First Quarter 2017	\$748,364	\$250,000	\$0	\$1,000,928	\$2,564
Fourth Quarter 2016	\$499,939	\$250,000	\$0	\$748,364	(\$1,574)
Third Quarter 2016	\$0	\$500,000	\$0	\$499,939	(\$61)
Since Inception Total	\$0	\$1,587,849	\$0	\$1,579,325	(\$8,523)

Bond Analysis

Barrington Area Library District



Maturity by Year

Weight	Description	Principal	Value	Current Yield	Yield to Maturity (Cost)	Yield to Maturity (Market)	Modified Duration
13.0%	U.S. Treasury	\$215,000	\$204,561	1.5%	1.7%	5.1%	1.5
34.0%	Certificate of Deposit	\$577,000	\$534,849	2.1%	2.0%	4.8%	3.0
26.1%	U.S. Government Agency	\$463,000	\$411,407	1.9%	1.9%	4.7%	4.6
7.5%	U.S. Government Agency - Callable	\$120,000	\$118,443	3.2%	3.5%	5.5%	0.1
19.4%	Taxable Municipal	\$345,000	\$306,026	1.4%	1.4%	4.9%	3.2
100.0%	Total	\$1,720,000	\$1,575,285	1.9%	1.9%	4.9%	3.0

Holdings

Barrington Area Library District

Weight	Description	Symbol	Quantity	Value	Current Yield	Yield to Maturity (Market)	Annual Income
Fixed Income							
Taxable Bonds							
U.S. Treasury							
2.9%	US Treas Note 12/31/2025 0.375%	91282CBC4	50,000.00	\$45,297	0.4%	4.7%	\$188
	Accrued Income			\$32			
2.1%	US Treas Note 12/15/2024 1.000%	91282CDN8	35,000.00	\$33,168	1.1%	5.2%	\$350
	Accrued Income			\$75			
2.1%	US Treas Note 06/15/2024 0.250%	91282CCG4	35,000.00	\$33,616	0.3%	5.4%	\$88
	Accrued Income			\$19			
0.9%	US Treas Note 02/28/2025 4.625%	91282CGN5	15,000.00	\$14,895	4.7%	5.1%	\$694
	Accrued Income			\$2			
1.3%	US Treas Note 04/30/2024 2.500%	91282CEK3	20,000.00	\$19,619	2.5%	5.4%	\$500
	Accrued Income			\$168			
1.2%	US Treas Note 02/15/2026 4.000%	91282CGL9	20,000.00	\$19,681	4.1%	4.7%	\$800
	Accrued Income			\$37			
0.9%	US Treas Note 11/30/2024 1.500%	912828YV6	15,000.00	\$14,320	1.6%	5.3%	\$225
	Accrued Income			\$57			
1.5%	US Treas Note 02/28/2025 1.125%	912828ZC7	25,000.00	\$23,574	1.2%	5.1%	\$281
	Accrued Income			\$1			
Certificate of Deposit							
2.5%	Bank Hapoalim 09/14/2023 0.300%	06251A2E9	40,000.00	\$39,926	0.3%	5.7%	\$120
	Accrued Income			\$56			
1.5%	BMW Bank NA 12/18/2023 0.300%	05580AYD0	24,000.00	\$23,658	0.3%	5.2%	\$72
	Accrued Income			\$15			
0.9%	Capital One Bank 05/04/2027 3.050%	14042TFW2	15,000.00	\$14,141	3.2%	4.8%	\$458
	Accrued Income			\$151			
0.6%	Celtic Bank 12/19/2028 4.400%	15118RA98	10,000.00	\$9,970	4.4%	4.5%	\$440
	Accrued Income			\$16			
2.3%	Charles Schwab Bank 03/28/2025 5.050%	15987UBA5	35,000.00	\$34,903	5.1%	5.2%	\$1,768
	Accrued Income			\$759			
1.3%	Discover Bank 04/05/2027 4.800%	2546733P9	20,000.00	\$20,013	4.8%	4.8%	\$960
	Accrued Income			\$396			
3.1%	Flagstar Bank 11/09/2023 0.300%	649447UE7	50,000.00	\$49,543	0.3%	5.2%	\$150
	Accrued Income			\$47			

Holdings

Barrington Area Library District

Weight	Description	Symbol	Quantity	Value	Current Yield	Yield to Maturity (Market)	Annual Income
Fixed Income							
Taxable Bonds							
Certificate of Deposit							
2.7%	Live Oak Banking 06/29/2029 1.350%	538036QN7	50,000.00	\$42,206	1.6%	4.3%	\$675
	Accrued Income			\$6			
2.7%	Merchant Bank 04/30/2030 1.600%	588526AX1	50,000.00	\$42,248	1.9%	4.3%	\$800
	Accrued Income			\$273			
1.6%	Minnwest Bank 01/29/2029 1.000%	60425SJQ3	30,000.00	\$25,035	1.2%	4.4%	\$300
	Accrued Income			\$1			
2.8%	Sallie Mae Bank 07/08/2026 1.000%	7954506Y6	50,000.00	\$44,833	1.1%	4.9%	\$500
	Accrued Income			\$75			
1.6%	Spring Bank 01/10/2028 4.200%	84943RAB0	25,000.00	\$24,604	4.3%	4.6%	\$1,050
	Accrued Income			\$66			
4.1%	State Bank of India 06/16/2028 1.500%	856285VZ1	75,000.00	\$65,155	1.7%	4.6%	\$1,125
	Accrued Income			\$238			
2.9%	Toyota Financial Savings 02/25/2027 2.150%	89235MMV0	50,000.00	\$45,791	2.3%	4.8%	\$1,075
	Accrued Income			\$21			
1.6%	Tristate Bank 03/30/2026 5.000%	89677DJE7	25,000.00	\$25,007	5.0%	5.0%	\$1,250
	Accrued Income			\$536			
1.6%	UBS Bank 04/28/2026 0.850% Call 10/28/2023 100.00	90348JJ35	28,000.00	\$25,158	0.9%	4.9%	\$238
	Accrued Income			\$3			
U.S. Government Agency							
1.5%	Fed Farm Cr Bk 07/08/2030 1.040%	3133ELS88	30,000.00	\$23,909	1.3%	4.5%	\$312
	Accrued Income			\$46			
0.6%	Fed Farm Cr Bk 11/28/2031 3.020%	3133EGP41	10,000.00	\$8,941	3.4%	4.6%	\$302
	Accrued Income			\$78			
1.6%	Fed Farm Cr Bk 09/27/2029 4.000%	3133EN4T4	25,000.00	\$24,397	4.1%	4.5%	\$1,000
	Accrued Income			\$428			
1.5%	Fed Farm Cr Bk 02/26/2024 0.250%	3133EMRZ7	25,000.00	\$24,382	0.3%	5.5%	\$63
	Accrued Income			\$1			
2.7%	Fed Farm Cr Bk 03/13/2029 1.125%	3133ELTG9	50,000.00	\$41,996	1.3%	4.4%	\$563
	Accrued Income			\$263			
1.4%	Fed Farm Cr Bk 04/27/2027 1.020%	3133ELXZ2	25,000.00	\$22,098	1.2%	4.5%	\$255
	Accrued Income			\$88			

Holdings

Barrington Area Library District

Weight	Description	Symbol	Quantity	Value	Current Yield	Yield to Maturity (Market)	Annual Income
Fixed Income							
Taxable Bonds							
U.S. Government Agency							
1.6%	Fed Farm Cr Bk 03/12/2031 3.480%	3133EAGS1	27,000.00	\$25,181	3.7%	4.5%	\$940
	Accrued Income			\$441			
0.6%	Fed Farm Cr Bk 04/26/2030 3.125%	3133ENVH0	10,000.00	\$9,212	3.4%	4.5%	\$313
	Accrued Income			\$109			
4.2%	Fed Home Ln Bk 06/11/2027 1.000%	3130AMTF9	75,000.00	\$66,072	1.1%	4.5%	\$750
	Accrued Income			\$167			
1.0%	Fed Home Ln Bk 06/10/2024 5.470%	3130AWSB7	15,000.00	\$15,008	5.5%	5.4%	\$821
	Accrued Income			\$68			
2.0%	Fed Home Ln Bk 03/12/2032 2.750%	3130ARJV4	35,000.00	\$30,595	3.1%	4.5%	\$963
	Accrued Income			\$452			
2.5%	Fed Home Ln Bk 12/12/2031 1.625%	3130APZA6	50,000.00	\$39,922	2.0%	4.6%	\$813
	Accrued Income			\$178			
2.7%	Fed Home Ln Bk 06/09/2028 1.125%	3130AMH47	50,000.00	\$43,121	1.3%	4.3%	\$563
	Accrued Income			\$128			
0.8%	Fed Natl Mtg - Strip 11/29/2024	31364DCU8	13,000.00	\$12,178	0.0%	5.4%	\$0
1.4%	Fed Natl Mtg - Strip 07/15/2024	3134A4ND2	23,000.00	\$21,950	0.0%	5.5%	\$0
U.S. Government Agency - Callable							
0.6%	Fed Farm Cr Bk 03/15/2024 0.370% Call 09/12/2023 100.00	3133EMTD4	10,000.00	\$9,730	0.4%	5.5%	\$37
	Accrued Income			\$17			
2.2%	Fed Farm Cr Bk 11/02/2023 0.290% Call 09/12/2023 100.00	3133EMFB3	35,000.00	\$34,695	0.3%	5.5%	\$102
	Accrued Income			\$34			
0.9%	Fed Farm Cr Bk 04/19/2032 4.000% Call 09/12/2023 100.00	3133ENUV0	15,000.00	\$13,960	4.3%	5.0%	\$600
	Accrued Income			\$220			
1.6%	Fed Home Ln Bk 01/27/2025 5.000% Call 10/27/2023 100.00	3130ATMM6	25,000.00	\$24,833	5.0%	5.5%	\$1,250
	Accrued Income			\$118			
1.3%	Fed Home Ln Bk 11/15/2024 5.000% Call 11/15/2023 100.00	3130AURF3	20,000.00	\$19,871	5.0%	5.5%	\$1,000
	Accrued Income			\$44			

Holdings

Barrington Area Library District

Weight	Description	Symbol	Quantity	Value	Current Yield	Yield to Maturity (Market)	Annual Income
Fixed Income							
Taxable Bonds							
U.S. Government Agency - Callable							
0.9%	Fen Home Ln Mtg 02/23/2026 5.400% Call 02/23/2024 100.00	3134GYKA9	15,000.00	\$14,903	5.4%	5.7%	\$810
	Accrued Income			\$18			
Taxable Municipal							
0.9%	Arlington Cnty, VA 08/01/2025 0.790%	041431VG9	15,000.00	\$13,847	0.9%	5.0%	\$119
	Accrued Income			\$10			
1.3%	Columbia, TN 12/01/2028 1.050% Call 12/01/2026 100.00	198558RH3	25,000.00	\$20,724	1.3%	4.8%	\$263
	Accrued Income			\$66			
1.4%	Elk Grove Village, IL 01/01/2027 1.200%	287299MT5	25,000.00	\$22,193	1.4%	4.9%	\$300
	Accrued Income			\$50			
1.7%	Gunnison-Watershed, CO School District #001 12/01/2027 1.399%	402892DL4	30,000.00	\$26,170	1.6%	4.8%	\$420
	Accrued Income			\$105			
0.5%	Kendall Cnty, IL Plano School District No 88 02/01/2028 1.740%	488683KG7	10,000.00	\$8,670	2.0%	5.1%	\$174
	Accrued Income			\$15			
2.9%	Krum Texas Independent School District Krum Independent School District 08/15/2026 0.730%	501098TA5	50,000.00	\$45,181	0.8%	4.2%	\$365
	Accrued Income			\$16			
1.5%	Lane Community College, OR 06/15/2025 0.851%	515182EJ8	25,000.00	\$23,132	0.9%	5.3%	\$213
	Accrued Income			\$45			
0.9%	McAllen, TX Independent School District 02/15/2028 3.000%	579100UQ9	15,000.00	\$13,936	3.2%	4.8%	\$450
	Accrued Income			\$20			
2.9%	North Haven, CT 10/01/2025 0.943%	659579ZZ2	50,000.00	\$45,914	1.0%	5.1%	\$472
	Accrued Income			\$196			
1.3%	Oswego, IL 12/15/2030 1.950% Call 12/15/2029 100.00	688664PV7	25,000.00	\$20,524	2.4%	4.9%	\$488
	Accrued Income			\$103			
1.6%	San Antonio TX 02/01/2030 1.643%	79623PEV3	30,000.00	\$24,863	2.0%	4.8%	\$493
	Accrued Income			\$41			

Holdings

Barrington Area Library District

Weight	Description	Symbol	Quantity	Value	Current Yield	Yield to Maturity (Market)	Annual Income
Fixed Income							
Taxable Bonds							
Taxable Municipal							
2.5%	Will County, IL Community College District No 525 06/01/2026 1.000%	969080JB7	45,000.00	\$40,094	1.1%	5.3%	\$450
	Accrued Income			\$113			
99.7% Fixed Income Total				\$1,575,285	1.9%	4.9%	\$29,762
Cash Equivalent							
Cash Equivalent							
Cash Equivalent							
0.3%	Schwab Government Money Fund	SWGXX		\$4,040	4.9%		\$200
100.0% Total				\$1,579,325	1.9%	4.9%	\$29,962

Transactions

Barrington Area Library District
From July 31, 2023 to August 31, 2023

Trade Date	Activity	Description	Quantity	Amount	Accrued Interest
8/31/2023	Income (Interest)	US Treas Note (912828ZC7) 02/28/2025 1.125%		\$141	
8/31/2023	Income (Interest)	US Treas Note (91282CGN5) 02/28/2025 4.625%		\$347	
8/28/2023	Income (Interest)	Minnwest Bank (60425SJQ3) 01/29/2029 1.000%		\$25	
8/28/2023	Income (Interest)	UBS Bank (90348JJ35) 04/28/2026 0.850% Call 10/28/2023 100.00		\$20	
8/26/2023	Income (Interest)	Fed Farm Cr Bk (3133EMRZ7) 02/26/2024 0.250%		\$31	
8/25/2023	Income (Interest)	Toyota Financial Savings (89235MMV0) 02/25/2027 2.150%		\$533	
8/23/2023	Income (Interest)	Fen Home Ln Mtg (3134GYKA9) 02/23/2026 5.400% Call 02/23/2024 100.00		\$405	
8/21/2023	Buy	Fed Home Ln Bk (3130AWSB7) 06/10/2024 5.470%	15,000.00	\$15,009	\$48
8/19/2023	Income (Interest)	Celtic Bank (15118RA98) 12/19/2028 4.400%		\$37	
8/15/2023	Income (Interest)	Fed Home Ln Bk (3130AURF3) 11/15/2024 5.000% Call 11/15/2023 100.00		\$500	
8/15/2023	Income (Interest)	Krum Texas Independent School District (501098TA5) Krum Independent School District 08/15/2026 0.730%		\$183	
8/15/2023	Income (Interest)	McAllen, TX (579100UQ9) Independent School District 02/15/2028 3.000%		\$225	
8/15/2023	Income (Interest)	US Treas Note (91282CGL9) 02/15/2026 4.000%		\$400	
8/15/2023	Income (Reinvested Dividend)	Schwab Government Money Fund	79.74	\$80	
8/14/2023	Income (Interest)	BMW Bank NA (05580AWU4) 08/14/2023 0.300%		\$22	
8/14/2023	Sell	BMW Bank NA (05580AWU4) 08/14/2023 0.300%	15,000.00	\$15,000	
8/9/2023	Income (Interest)	Spring Bank (84943RAB0) 01/10/2028 4.200%		\$89	
8/4/2023	Buy	Charles Schwab Bank (15987UBA5) 03/28/2025 5.050%	35,000.00	\$34,930	\$634
8/1/2023	Income (Interest)	Arlington Cnty, VA (041431VG9) 08/01/2025 0.790%		\$59	

Transactions

Barrington Area Library District
From July 31, 2023 to August 31, 2023

Trade Date	Activity	Description	Quantity	Amount	Accrued Interest
8/1/2023	Income (Interest)	Kendall Cnty, IL (488683KG7) Plano School District No 88 02/01/2028 1.740%		\$87	
8/1/2023	Income (Interest)	Live Oak Banking (538036QN7) 06/29/2029 1.350%		\$57	
8/1/2023	Income (Interest)	San Antonio TX (79623PEV3) 02/01/2030 1.643%		\$246	